

STANDARD TRACTION WHEELS



STANDARD TRACTION WHEELS												
	MAT	# bolt holes	Dia bolt holes	Pitch	Center hole	Dia wheel x width	Hub length	Offset flange	Extras	Rim & tyre	Cyl/ crowned	REF
	RB-NM	5	12,5	216	186	406 x 125		40			CYL	139TA5222
	RB-NM	5	13	214	195	410 x 130		25			CYL	147TA2909
Standard traction wheels with 6 bolt holes												
	VU	6	16	118	0	330 x 145					CYL	129TA9052
	PU	6	9	162	10	230 x 72	108				CYL	108TA4096
	RB	6	9	162	10	230 x 72	108				CYL	108TA4097
Sorted per number of bolt holes – center hole – diameter of the wheel – width of the wheel												

STANDARD TRACTION WHEELS

STANDARD TRACTION WHEELS



STANDARD TRACTION WHEELS

STANDARD TRACTION WHEELS												
	MAT	# bolt holes	Dia bolt holes	Pitch	Center hole	Dia wheel x width	Hub length	Offset flange	Extras	Rim & tyre	Cyl/ crowned	REF
	VU	6	15	120	15	330 x 145				2M10	CYL	147TA2911
	RB	6	15	120	15	330 x 145				2M10	CYL	147TA2910
	VU	6	13	65	30	230 x 90		40			CYL	107TA3236
	RB	6	13	65	30	230 x 90		40			CYL	107TA3241
	RB	6	13	65	30	230 x 90		40			CYL	107TA3239

Sorted per number of bolt holes – center hole – diameter of the wheel – width of the wheel

STANDARD TRACTION WHEELS



STANDARD TRACTION WHEELS												
	MAT	# bolt holes	Dia bolt holes	Pitch	Center hole	Dia wheel x width	Hub length	Offset flange	Extras	Rim & tyre	Cyl/ crowned	REF
	PU	6	10	62	30	245 x 80		4	2M8 + PH8		CYL	129TA9054
	PU	6	10	62	30	245 x 100		11	2M8 + PH8		CYL	108TA4087
	PU-Soft	6	10	62	30	245 x 100		11	2M8 + PH8		CYL	147TA2913
	RB	6	11	76	30	250 x 80				R&T	CYL	129TA9148
	PU	6	12,5	95	30	250 x 100		5			CYL	108TA8570

Sorted per number of bolt holes – center hole – diameter of the wheel – width of the wheel

STANDARD TRACTION WHEELS

STANDARD TRACTION WHEELS



STANDARD TRACTION WHEELS

STANDARD TRACTION WHEELS												
	MAT	# bolt holes	Dia bolt holes	Pitch	Center hole	Dia wheel x width	Hub length	Offset flange	Extras	Rim & tyre	Cyl/ crowned	REF
	RB	6	10	62	30	250 x 100		11	2M8 + PH8		CYL	108TA4088
	VU-QZ	6	10	80	30	256 x 70	76				CYL	147TA2914
	PU	6	10	80	30	256 x 70	76				CYL	147TA2915
	PU	6	10	80	30	256 x 81					CRW	108TA8346
	VU	6	10	80	30	260 x 95		6			CRW	108TA8622

Sorted per number of bolt holes – center hole – diameter of the wheel – width of the wheel

STANDARD TRACTION WHEELS



STANDARD TRACTION WHEELS

STANDARD TRACTION WHEELS												
	MAT	# bolt holes	Dia bolt holes	Pitch	Center hole	Dia wheel x width	Hub length	Offset flange	Extras	Rim & tyre	Cyl/ crowned	REF
	PU-Soft	6	10	80	30	260 x 95		6			CYL	147TA2917
	PU-Soft	6	10	80	30	260 x 95		6			CYL	108TA8621
	RB	6	10	80	30	260 x 95		6			CYL	108TA3958
	VU	6	13	70	40	330 x 90	115				CYL	129TA9057
	RB	6	12	70	40	330 x 127	115			R&T	CYL	147TA2918

Sorted per number of bolt holes – center hole – diameter of the wheel – width of the wheel

STANDARD TRACTION WHEELS



STANDARD TRACTION WHEELS

STANDARD TRACTION WHEELS												
	MAT	# bolt holes	Dia bolt holes	Pitch	Center hole	Dia wheel x width	Hub length	Offset flange	Extras	Rim & tyre	Cyl/ crowned	REF
	PU	6	8,5	63	45	200 x 75		18		R&T	CYL	129TA9060
	VU	6	12,5	80	55	220 x 100		47			CYL	115TA5851
	RB	6	12,5	80	55	220 x 100		47			CYL	108TA4050
	PU	6	12	85	56	315 x 90					CYL	129TA9061
	PU	6	17	105	65	306 x 145		15	2M12		CRW	129TA9064

Sorted per number of bolt holes – center hole – diameter of the wheel – width of the wheel

STANDARD TRACTION WHEELS



STANDARD TRACTION WHEELS												
	MAT	# bolt holes	Dia bolt holes	Pitch	Center hole	Dia wheel x width	Hub length	Offset flange	Extras	Rim & tyre	Cyl/ crowned	REF
	PU	6	14	130	70	320 x 100		12			CYL	108TA8573
	VU	6	11,5	120	70	330 x 145					CYL	129TA9149
	RB	6	14	112	80	230 x 75		6,5		R&T	CYL	129TA9070
	RB	6	14	112	80	230 x 75		6,5			CYL	147TA2920
	VU	6	14	112	80	230 x 75		8			CYL	129TA9071

Sorted per number of bolt holes – center hole – diameter of the wheel – width of the wheel

STANDARD TRACTION WHEELS

STANDARD TRACTION WHEELS



STANDARD TRACTION WHEELS

STANDARD TRACTION WHEELS												
	MAT	# bolt holes	Dia bolt holes	Pitch	Center hole	Dia wheel x width	Hub length	Offset flange	Extras	Rim & tyre	Cyl/ crowned	REF
	VU	6	14	112	80	230 x 75		8			CYL	129TA9068
	VU-QZ	6	14	112	80	230 x 75		8			CYL	147TA2924
	VU-AS	6	14	112	80	230 x 75		8			CYL	147TA2922
	TT	6	14	112	80	230 x 75		8			CYL	129TA9069
	PU	6	14	112	80	230 x 75		8			CRW	108TA8349

Sorted per number of bolt holes – center hole – diameter of the wheel – width of the wheel

STANDARD TRACTION WHEELS



STANDARD TRACTION WHEELS												
	MAT	# bolt holes	Dia bolt holes	Pitch	Center hole	Dia wheel x width	Hub length	Offset flange	Extras	Rim & tyre	Cyl/ crowned	REF
	PU-Soft	6	14	112	80	230 x 75		8			CYL	147TA2925
	PU-Soft	6	14	112	80	230 x 75		8			CYL	111TA1856
	VU	6	14	112	80	230 x 75		8			CYL	147TA2921
	RB	6	14	112	80	230 x 85		18			CYL	108TA8341
	PU	6	12,5	120	80	315 x 145					CYL	129TA9073






Sorted per number of bolt holes – center hole – diameter of the wheel – width of the wheel

STANDARD TRACTION WHEELS

STANDARD TRACTION WHEELS



STANDARD TRACTION WHEELS

STANDARD TRACTION WHEELS												
	MAT	# bolt holes	Dia bolt holes	Pitch	Center hole	Dia wheel x width	Hub length	Offset flange	Extras	Rim & tyre	Cyl/ crowned	REF
	PU	6	14	110	80	344 x 114		10			CYL	147TA2926
	VU	6	18,5	112	80	350 x 140		20,5			CYL	108TA8348
	VU	6	18,5	112	80	350 x 140		20,5			CYL	129TA9074
	VU	6	18,5	112	80	350 x 140		20,5			CRW	147TA2929
	TT	6	18,5	112	80	350 x 140		20,5			CYL	147TA2927

Sorted per number of bolt holes – center hole – diameter of the wheel – width of the wheel

STANDARD TRACTION WHEELS



STANDARD TRACTION WHEELS

STANDARD TRACTION WHEELS												
	MAT	# bolt holes	Dia bolt holes	Pitch	Center hole	Dia wheel x width	Hub length	Offset flange	Extras	Rim & tyre	Cyl/ crowned	REF
	RB	6	13,5	127	93	343 x 140		9			CYL	147TA2930
	PU	6	13,5	128	93	344 x 114					CYL	129TA9075
	VU	6	19	130	95	285 x 95		19			CYL	129TA9076
	VU	6	10	164	98	330 x 89		29			CYL	108TA3964
	RB	6	14	130	100	320 x 148					CYL	129TA9077

Sorted per number of bolt holes – center hole – diameter of the wheel – width of the wheel

STANDARD TRACTION WHEELS



STANDARD TRACTION WHEELS

STANDARD TRACTION WHEELS												
	MAT	# bolt holes	Dia bolt holes	Pitch	Center hole	Dia wheel x width	Hub length	Offset flange	Extras	Rim & tyre	Cyl/ crowned	REF
	VU	6	16	164	138	280 x 117		35			CYL	108TA3918
	VU	6	12	170	145	350 x 92		17			CYL	129TA9081
	RB	6	0	218	206,3	310 x 115			5/16" UNF		CYL	108TA8320
Standard traction wheels with 7 bolt holes												
	VU	7	16	112	80	310 x 120		12			CYL	108TA3931
	TT	7	16	112	80	310 x 120					CYL	129TA9084

Sorted per number of bolt holes – center hole – diameter of the wheel – width of the wheel