




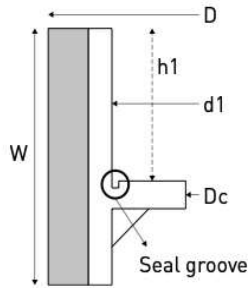
03.

**DIRECT DRIVE
WHEELS
FOR PALLET TRUCKS AND
HANDLING EQUIPMENT**


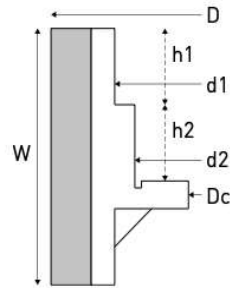
DIRECT DRIVE WHEELS

DIRECT DRIVE WHEELS

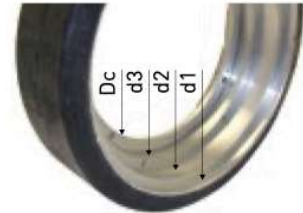
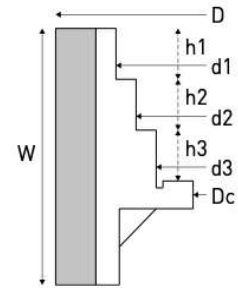
TYPE 1



TYPE 2



TYPE 3



MATERIAL

Polyurethane - Vulkollan® - Tractothane® - Pu-Soft - Rubber - Rubber non-marking - ...

The rim can be in steel or aluminium.

Outer diameter: D:

Inner dia 1/height 1: d1: h1:

Inner dia 2/height 2: d2: h2:

Inner dia 3/height 3: d3: h3:

Center diameter: Dc:

Width: W:

Number of bolt holes: Qty-BH:

Number of threaded holes: Qty-TH:

Number of pins: Qty-PIN:

Seal groove (yes/no): GRV-PR:

Cams (yes/no): CAM-PR:



THE LIST IS SORTED PER

1. Number of bolt holes
2. Center diameter
3. Diameter of the wheel
4. Width of the wheel



DIRECT DRIVE WHEELS



Mat	Dia x width wheels mm	Dia bolt hole(s) mm	Dia pitch circle mm	Length hub mm	Dia shaft 1 mm	Shape thread	D1/D2/D3 mm	H1/H2/H3 mm	REF
-----	-----------------------	---------------------	---------------------	---------------	----------------	--------------	-------------	-------------	-----

DIRECT DRIVE WHEELS WITH 5 BOLT HOLES



RB	323x100	12,8	217		39	CYL			165TA4339
----	---------	------	-----	--	----	-----	--	--	---------------------------

DIRECT DRIVE WHEELS WITH 6 BOLT HOLES



RB	185x60	5,5	137,5		6	CYL	130/145/152	14/31/5,5	166TA6643
----	--------	-----	-------	--	---	-----	-------------	-----------	---------------------------



RB	186x60	6,5	137,5		6		130/145/-		145TA9155
----	--------	-----	-------	--	---	--	-----------	--	---------------------------








PU-Soft	186x60	5,7				CYL	130/144,9/-	13,5/36,4/-	166TA6644
---------	--------	-----	--	--	--	-----	-------------	-------------	---------------------------

DIRECT DRIVE WHEELS

DIRECT DRIVE WHEELS



Mat	Dia x width wheels mm	Dia bolt hole(s) mm	Dia pitch circle mm	Length hub mm	Dia shaft 1 mm	Shape thread	D1/D2/D3 mm	H1/H2/H3 mm	REF
	VU-Soft	209x71	7	161		CYL	-/172	6/45/27	166TA6650
	PU	210x70	7	162	83	CYL	172,3/-/	76/-/	166TA6651
	PU	210x71				CYL	172/149/-	15,5/29/-	164TA6397
	PU	210x72				CYL	150/172/-	17/28/-	166TA6652
	PU	211x70				CYL	150/172/-	16/28/-	145TA7727

DIRECT DRIVE WHEELS



Mat	Dia x width wheels mm	Dia bolt hole(s) mm	Dia pitch circle mm	Length hub mm	Dia shaft 1 mm	Shape thread	D1/D2/D3 mm	H1/H2/H3 mm	REF
	RB-NM	230x76	158,5	103		CYL	150/151/-	18/39/-	166TA6648
	VU	240x77	5,5	187	77		180/193/-		145TA9163
	RB	250x76	5,8	186	21		180/193/-		108TA4049
	RB	270x105	9	188	125	CRW	215/-/-		107TA3256

DIRECT DRIVE WHEELS

DIRECT DRIVE WHEELS



Mat	Dia x width wheels mm	Dia bolt hole(s) mm	Dia pitch circle mm	Length hub mm	Dia shaft 1 mm	Shape thread	D1/D2/D3 mm	H1/H2/H3 mm	REF
-----	-----------------------	---------------------	---------------------	---------------	----------------	--------------	-------------	-------------	-----

DIRECT DRIVE WHEELS WITH 8 BOLT HOLES



RB	198x65	6,6	150			CRW	140/140/-	18/31/-	145TA9170
----	--------	-----	-----	--	--	-----	-----------	---------	---------------------------



PU	230x65	9	172	75			203/-/-		129TA9102
----	--------	---	-----	----	--	--	---------	--	---------------------------








PU	230x70	8,5	160				172/176/-		145TA9172
----	--------	-----	-----	--	--	--	-----------	--	---------------------------



RB	236x70	5	173	70			182,6/-/-		129TA9104
----	--------	---	-----	----	--	--	-----------	--	---------------------------

DIRECT DRIVE WHEELS








	Mat	Dia x width wheels mm	Dia bolt hole(s) mm	Dia pitch circle mm	Length hub mm	Dia shaft 1 mm	Shape thread	D1/D2/D3 mm	H1/H2/H3 mm	REF
	PU	239x61,2	5,3	187		5		180/195/200		129TA9105
	RB	240x61	5	187	61			180/195/200		129TA9106
	PU	240x70	11	172,5		58				129TA9103
	PU	240x76	5,5	187		21		180/195/210	15/23/10	145TA9182
	VU	240x76	5,5	187		33		180/195/210	15/23/7	129TA9108

DIRECT DRIVE WHEELS



DIRECT DRIVE WHEELS



Mat	Dia x width wheels mm	Dia bolt hole(s) mm	Dia pitch circle mm	Length hub mm	Dia shaft 1 mm	Shape thread	D1/D2/D3 mm	H1/H2/H3 mm	REF
	PU	244x77	5	185	21		180/195/200		129TA9107
	PU	245x76	5	188			180/195/210	15/23/10	129TA9109
	RB-NM	245x76	5,5	187	21		180/195/200		145TA9185
	PU	245x101	5	190			180/195/210		129TA9111
	PU	250x72	7	190		CRW	180/200/	11,7/41/-	145TA9201

DIRECT DRIVE WHEELS








	Mat	Dia x width wheels mm	Dia bolt hole(s) mm	Dia pitch circle mm	Length hub mm	Dia shaft 1 mm	Shape thread	D1/D2/D3 mm	H1/H2/H3 mm	REF
	RB-NM	250x76	5,6	188		16,5		180/195/210		129TA9113
	RB	250x76	5	187		21		180/195,5/210		129TA9112
	RB-NM	250x76	5,5	187				180/195/200		145TA9186
	RB	250x77	5,5	185		21		179/195,5/200		115TA6843
	PU	250x79	6,5	190	79	15		200//-	41/12/-	129TA9117

DIRECT DRIVE WHEELS

DIRECT DRIVE WHEELS



	Mat	Dia x width wheels mm	Dia bolt hole(s) mm	Dia pitch circle mm	Length hub mm	Dia shaft 1 mm	Shape thread	D1/D2/D3 mm	H1/H2/H3 mm	REF
	RB	250x80	6,8	190		15,5		200/202/-		145TA9202
	PU-Soft	250x90	7	185		5		192/-		145TA9205
	RB	250x101	5	190				180/195/210	15/23/10	129TA9115
	PU	251,5x63,5	7	180						145TA9192
	PU	251,5x63,5	7	180						129TA5313

DIRECT DRIVE WHEELS



Mat	Dia x width wheels mm	Dia bolt hole(s) mm	Dia pitch circle mm	Length hub mm	Dia shaft 1 mm	Shape thread	D1/D2/D3 mm	H1/H2/H3 mm	REF
-----	--------------------------	------------------------	------------------------	------------------	-------------------	--------------	----------------	----------------	-----

DIRECT DRIVE WHEELS WITH 9 BOLT HOLES



PU	245x77	6,3	192			CRW	180/204/210		145TA9215
----	--------	-----	-----	--	--	-----	-------------	--	---------------------------



PU	246x101	6,5	193			CRW	180/204/210	10/33/10	129TA9121
----	---------	-----	-----	--	--	-----	-------------	----------	---------------------------



RB	250x100	6	193		52		180/204/210	10/33/10	129TA9123
----	---------	---	-----	--	----	--	-------------	----------	---------------------------

DIRECT DRIVE WHEELS WITH 10 BOLT HOLES







PU	210x70	6,5	162			CRW	172/-/-	70/-/-	166TA6649
----	--------	-----	-----	--	--	-----	---------	--------	---------------------------

DIRECT DRIVE WHEELS



DIRECT DRIVE WHEELS



	Mat	Dia x width wheels mm	Dia bolt hole(s) mm	Dia pitch circle mm	Length hub mm	Dia shaft 1 mm	Shape thread	D1/D2/D3 mm	H1/H2/H3 mm	REF
	PU	220x70	6,2	158			CYL	167/-/-	59,7/-/-	166TA6642
	PU-HP	230x65	6,5	173	75		CYL	184/186/189	5,3/63/3	166TA6653
	PU	230x65	6,5	173	75		CYL	186/189/-		129TA9127
	VU	230x65	6,5	173	75		CYL	186/189/-		129TA9128
	PU-soft	230x65	7	173	75					129TA9129

DIRECT DRIVE WHEELS



	Mat	Dia x width wheels mm	Dia bolt hole(s) mm	Dia pitch circle mm	Length hub mm	Dia shaft 1 mm	Shape thread	D1/D2/D3 mm	H1/H2/H3 mm	REF
	PU	250x80	6,5	190			CYL	200/-		129TA9132
	RB	250x80	6,5	190	80			200/-		145TA9240
	PU-Soft	250x80	6,5	190				200/-		145TA9239
	PU	252x88	7	180			CRW	192/195/-	5/70-	145TA9227
	PU	252x88	7	180			CRW	192/195/-	5/70-	145TA9226

DIRECT DRIVE WHEELS

DIRECT DRIVE WHEELS



Mat	Dia x width wheels mm	Dia bolt hole(s) mm	Dia pitch circle mm	Length hub mm	Dia shaft 1 mm	Shape thread	D1/D2/D3 mm	H1/H2/H3 mm	REF
-----	-----------------------	---------------------	---------------------	---------------	----------------	--------------	-------------	-------------	-----



PU	253x88	6	190			CRW	200/201/201,1	8/6510	166TA6646
----	--------	---	-----	--	--	-----	---------------	--------	---------------------------



VU	257x88	6,5	185		76,4	CRW	194/-/-	-/-	129TA9130
----	--------	-----	-----	--	------	-----	---------	-----	---------------------------

DIRECT DRIVE WHEELS WITH 12 BOLT HOLES








PU-Soft	199,5x103,5		160			CYL	100/101,1/-	18/20-	166TA6647
---------	-------------	--	-----	--	--	-----	-------------	--------	---------------------------



VU	210x70	5		104			139/142,5/164	14,5/15,570	129TA9134
----	--------	---	--	-----	--	--	---------------	-------------	---------------------------

DIRECT DRIVE WHEELS



	Mat	Dia x width wheels mm	Dia bolt hole(s) mm	Dia pitch circle mm	Length hub mm	Dia shaft 1 mm	Shape thread	D1/D2/D3 mm	H1/H2/H3 mm	REF
	PU	225x70	5	156	104			139/142,5/164	14,5/15,5/70	108TA4098
	PU	250x80	6,5	190	82		CRW	200/-/-	72/--	166TA6645
	VU	270x90	8,6	170		30		190/196/-		129TA9137
	VU-TR	353x127	13	234		53				108TA8334
	VU	405x190	13	260	202,5					129TA9144