



USED ON
JLG

USED ON JLG



JOYSTICKS & CONTROL BOXES

ELECTRONIC JOYSTICKS



Dual-axis
Used on SSV10
REF [145TA3098](#)



Dual-axis
Used on 100SX
REF [165TA3986](#)



Dual-axis
Used on TOUCAN 12E,
TOUCAN 8E, TOUCAN 10E
REF [145TA3087](#)



Dual-axis
Used on 450A, 450AJ
REF [126TA5276](#)



Dual-axis
Used on 400S, 600A from
serial n° 0300000000 to
0300099999, 600SC, 800A, 600S,
TF6-42, 601S
REF [126TA5185](#)



Dual-axis
Used on E400A, E600
REF [145TA2853](#)



Single-axis
Used on 600S, 800S, 1500SJ,
340AJ, 1100S, 450A, 1850SJ,
680S, 1200SJP, 800A, 1100SB
REF [140TA8493](#)



Single-axis
Used on CM2033, CM1432
REF [126TA4712](#)



Single-axis
REF [165TA3985](#)



Single-axis
REF [126TA4717](#)

USED ON JLG



ELECTRONIC JOYSTICKS

JOYSTICKS & CONTROL BOXES



Single-axis
Used on 3369 ELECTRIC
REF [126TA5277](#)



Single-axis
Used on 3369 ELECTRIC
REF [126TA5268](#)



Single-axis
Used on 3246E2, 1532E2
REF [126TA5213](#)



Single-axis
Used on 25RTS, 400RTS
REF [126TA5239](#)



Single-axis
Used on 330CRT, 260MRT,
3369LE, 3394RT
REF [126TA4716](#)



Single-axis
Used on 30E, 30electric
REF [126TA5267](#)



Single-axis
Used on 150HAX
REF [139TA5043](#)



Single-axis
Used on 1532E3 from
serial n° 0200000000 to
0200999999, 3246E2, 1532E2
REF [126TA4715](#)



Single-axis
Used on 100SX, 450A, 450AJ
REF [126TA5275](#)



Single-axis
Used on 3394RT, 260MRT
REF [165TA3987](#)

USED ON JLG



JOYSTICKS & CONTROL BOXES

ELECTRONIC JOYSTICKS



Single-axis

Used on 600A from serial n° 0300000000 to 0300099999, 600S, 400S, 800A, 601S

REF [126TA5274](#)



Single-axis

Used on E400A, E600

REF [145TA2869](#)



Single-axis

Used on TOUCAN1210, TOUCAN870, TOUCAN1010, TOUCAN800A, TOUCAN1310, TOUCAN800, TOUCAN 870

REF [139TA5040](#)



Single-axis

Used on 1230ES, 1930ES

REF [139TA5045](#)



Single-axis

Used on CM2033, CM1432

REF [126TA5262](#)



Single-axis

Used on 67SL

REF [165TA3989](#)



Single-axis

Used on 1532E

REF [165TA3988](#)



Single-axis

REF [127TA2664](#)



Single-axis

Used on 100HX-10/110HX, 40H/40H-6

REF [126TA5270](#)



Single-axis

Used on 400/500RTS, 25/33/40RTS

REF [126TA5203](#)

USED ON JLG



ELECTRONIC JOYSTICKS

JOYSTICKS & CONTROL BOXES



Single-axis

REF [126TA4720](#)



Used on 400S, 600A from serial n° 0300000000 to 0300099999, 450A, 800A, 1200SJP, 1250AJP, 800S, 600SC, 600S, 510AJ, 1500SJ, 1100S, 3508PS, 680S, 1100SB, 601S

REF [126TA5247](#)



Used on CM2033, CM1432

REF [126TA5266](#)



Used on 600SC, 100SX

REF [126TA5271](#)



Used on 150HAX

REF [126TA5264](#)



Used on 120HX

REF [126TA5263](#)



Used on SL153-12E

REF [160TA4057](#)



Used on 100SX, 400S, E300A, 450A, 600A from serial n° 0300000000 to 0300099999, 600SC, 800A, 1200SJP, E600, E45A, E400A, 1250AJP, 450AJ, 800S, 600S, 1500SJ, 1100S, 680S, 1100SB, TF6-42, 601S

REF [126TA5189](#)



Used on 1532E

REF [126TA5272](#)



Used on 600S, 400S, 600A from serial n° 0300000000 to 0300099999, 450A, 800A, 1200SJP, 1250AJP, 800S, 510AJ, 1500SJ, 1100S, 680S, 1100SB, 601S

REF [126TA5245](#)

USED ON JLG



JOYSTICKS & CONTROL BOXES

ELECTRONIC JOYSTICKS



Used on 120HX

REF [145TA3103](#)



Used on 120HX

REF [126TA5265](#)



Used on 40/40H-6, 60HA

REF [126TA5261](#)



Used on TOUCAN 8E, TOUCAN 10E, TOUCAN 12E, TOUCAN 32E

REF [165TA3991](#)



Used on 400 SC, 600 SC, 600 SJC

REF [145TA3111](#)



REF [126TA5260](#)

Depends on type and serial n°, for more info contact your sales advisor.



REF [125TA6974](#)

Depends on type and serial n°, for more info contact your sales advisor.



Single-axis

Used on G10-55A, TOUCAN 8E, TOUCAN 10E

REF [145TA2876](#)

ELECTRICITY CLOSETS AND BOXES



- Length: 240 mm
- Width: 160 mm

Used on SL153-12E

REF [165TA3990](#)



- Length: 780 mm
- Width: 260 mm

Used on 450A, 800S, 510AJ, 340AJ, 100SX, 400S, 600A from serial n° 0300000000 to 0300099999, 800A, 680S, 600S, 601S

REF [165TA3992](#)

USED ON JLG



JOYSTICKS & CONTROL BOXES

CONTROL BOXES



Used on 1532E

REF [165TA3993](#)



Used on 3394RT

REF [145TA3337](#)



Used on 1930ES

REF [139TA5048](#)



Used on 1930ES

REF [165TA3995](#)



Used on 3369/4069LE/
M3669/406, 33/4069LE/M3369/
M4, 3369/4069LE/M3369/4069

REF [165TA3994](#)

Depends on type and serial n°, for more info contact your sales advisor.



REF [165TA3996](#)

Depends on type and serial n°, for more info contact your sales advisor.

PROTECTIVE COVERS



- Length: 240 mm
- Width: 150 mm

Used on 266/307/266LoPro,
20/2632ES, 1930ES, 1230ES

REF [126TA5898](#)



- Length: 250 mm
- Width: 157 mm

Used on 20/2632ES, 1930ES,
1230ES

REF [126TA5901](#)

USED ON JLG



CONTROLLERS & PRINTED CIRCUIT BOARDS

MOTOR CONTROLLERS



- 48 V motor controller
- Dimensions: 142 x 142 mm

Used on 3369LE

REF [165TA3997](#)



- Control module
- Dimensions: 190 x 145 mm

Used on 1930ES, 1230ES

REF [126TA5339](#)



- 24 V motor controller
- Dimensions: 180 x 137 mm

Used on TOUCAN JUNIOR 4/8B, 13MSPT/TOUCAN DUO

REF [165TA3998](#)



- Control, ES system module
- Dimensions: 200 x 150 mm

Used on 20/2632ES, 1930ES, 1230ES, 1930/2030/2630/2646/32

REF [165TA4000](#)



- Power MD controller
- Dimensions: 395 x 255 mm


Used on E-M450A/AJ, A/M400-450A/AJ/AJP/NARROW, E/M400-AN/AJP/AJPN, E300/AJ/AJP

REF [165TA3999](#)

USED ON JLG



PRINTED CIRCUIT BOARDS



Card circuit

Used on 26MRT, 400S, 600A from serial n° 0300000000 to 0300099999, 600SC, 600S, 800A, TF6-42, 601S



Controller ES ground board

Used on 1930ES, 1230ES



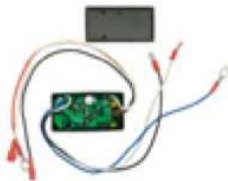
Controller power

Used on M/E600/J/JP, E/M600J/JP, E/M400-450A/AJ/AJP/NARROW, E300AJ/E300AJP



Controller, load sensing system

Used on 3076/4017PS-33.7/37.6, H340AJ, 520AJ, 3508PS/4017PS, 1930ES



Electronic relay

Used on TOUCAN1010, TOUCAN800A, TOUCAN 870



Ground control module

Used on 450A/450AJ, 1930/2030/2630/2646-3




Module, ignition



Electronic card LE

Used on 3369LE, 3394RT



Used on 1532/2658E, 1532/3246E2, 1532/2658E3, 1532/1932/2033/2046/2646/2658E, 1532/1932/2032/2632/2646/3246E2



Used on (N)30/35/40/45€, 3369/3969ELECTRIC

CONTROLLERS & PRINTED CIRCUIT BOARDS

USED ON JLG



CONTROLLERS & PRINTED CIRCUIT BOARDS

PRINTED CIRCUIT BOARDS



Used on 400/500RTS,
25/33/40RTS



Battery charger LED

Used on E300A, E400A, 3369LE,
E600, E45A, 15DVL, SSV10



Platform

Used on
1930/2030/2630/2646/3246E,
1932R, 1930ES, 20/2632ES



Electronic assy, platform

Used on TOUCAN 10E,
TOUCAN 8E, TOUCAN 8/20E,
TOUCAN 10/26E



Service kit, ground control

Used on
3369/4069LE-M3369/406,
3369LE/4069LE



Used on M/E600/J/JP,
E/M600(JP)



Control RT ground module

Used on 33/4394RT



Controller E1000 w/hardware

Used on 1532/2658E, 1532/1932/
2033/2046/2646/2658E



Access 120 elevation I/O module

Used on 15/20MSP-MVL, 10MSP

Although these electronic cards may resemble the one fitted on your mobile elevating work platform, there can be a big difference. Therefore we always ask you to supply us with part number or full vehicle details before ordering a similar unit.

This is just a small selection of our electronic cards. For all other types please feel free to call us!

USED ON JLG



ELECTRICAL PARTS

BULBS



- Base notation: BA9S
- Voltage: 28 V
- Power: 1,12 W

Used on CM1432, 1930ES, 3246E2, CM2033, CM20N, 1532E2

REF [127TA2700](#)



- Base notation: X52
- Voltage: 12-80 V
- Power: 25 W

Used on 1532E3, E300A, 1930ES, 15VPSP, 3246E2, 26MRT, 330CRT, 30E, 450A, 600SC, 3369ELECTRIC, 1532E, 3369LE, E600, E45A, E400A, 450AJ, 3394RT, T350, 510AJ, 10VP, 340AJ, 1230ES, 1532E2, 1500SJ, 1850SJ

REF [126TA6121](#)

DASHBOARD WARNING LIGHTS



- Length: 56 mm
- Built-in diameter: 17,5 mm
- Lens colour: red

Used on CM1432, 150HAX, 1930ES, 3246E2, 26MRT, 25RTS, 120HX, 100HX, 330CRT, 260MRT, 400RTS, 3394RT, 3369LE, CM2033, CM20N, 1532E2

REF [139TA5216](#)




- Built-in diameter: 14 mm
- Lens colour: red

Used on 150HAX, 20AM, E600, E45A, E400A, E300A, 3369LE, TF6-42

REF [126TA5930](#)

DASHBOARD



Platform, printed circuit board

Used on 1230ES, 1930ES

REF [165TA4001](#)

USED ON JLG



ELECTRICAL PARTS

BUZZERS/BACK-UP ALARMS



- Voltage: 12-24 V
- Volume: 107 dB
- Length: 101,5 mm
- Width: 44 mm
- Height: 72,5 mm

Used on 260MRT, 800S, 600S, 800A

REF [165TA4002](#)



- Voltage: 12-24 V
- Volume: 87-107 dB
- Length: 101,5 mm
- Width: 44 mm
- Height: 72,5 mm

Used on 1230ES, 1930ES, T350, 340AJ, 1850SJ, TOUCAN 12E, 400SC

REF [165TA4004](#)

SAE/E-approved



- Voltage: 12-36 V
- Volume: 107 dB
- Length: 127 mm
- Width: 76 mm
- Height: 70 mm

Used on 260MRT, 25RTS, 120HX, 100SX, 100HX, 150HAX, 330CRT, 400RTS, 800A, 3369LE, 1250AJP, 600S, 400S, 1200SJP, 800S, 600A from serial n° 0300000000 to 0300099999, 450A, 3394RT, 1500SJ, 1100SCM20N, 680S, 1100SB, 601S

REF [155TA3350](#)



- Voltage: 12-36 V
- Volume: 107 dB
- Length: 127 mm
- Width: 76 mm
- Height: 69 mm

Used on 600A from serial n° 0300000000 to 0300099999, 600S, 450A, 400S, 600SC, 800A, 1200SJP, 450AJ, 1250AJP, 800S, 510AJ, 1500SJ, 1100S, 680S, 1100SB

REF [165TA4003](#)

SAE-approved



- Voltage: 12-80 V
- Volume: 97 dB
- Length: 102,5 mm
- Width: 41,3 mm
- Height: 68 mm

REF [107TA1185](#)

SAE-approved

USED ON JLG



BUZZERS/BACK-UP ALARMS



- Voltage: 12-48 V
- Volume: 68 dB
- Length: 43 mm
- Diameter: 43 mm
- Built-in diameter: 27 mm

Used on 1230ES, 1532E3 from serial n° 0200000000 to 0200999999, CM1432, 1930ES, 3246E2, 26MRT, 25RTS, 100HX, 330CRT, 260MRT, 400RTS, 400S, E300A, 600A from serial n° 0300000000 to 0300099999, 450A, 1532E, 800A, 1200SJP, 3369LE, E600, E45A, E400A, 1250AJP, 800S, 600SC

REF 139TA5213



- Voltage: 12-48 V
- Volume: 80 dB
- Length: 43 mm
- Diameter: 43 mm
- Built-in diameter: 27 mm

Used on 120HX, 100HX, 100SX, 400S, 450A, 600A from serial n° 0300000000 to 0300099999, 600SC, 450AJ, 600S, CM20N, 800A, TF6-42, TOUCAN 12E, 601S

REF 139TA5212



- Voltage: 6-30 V
- Volume: 90 dB
- Length: 46 mm
- Diameter: 36,3 mm
- Built-in diameter: 29 mm

REF 128TA3427



- Voltage: 5-25 V
- Volume: 93 dB
- Length: 46 mm
- Diameter: 36,3 mm
- Built-in diameter: 29 mm

REF 128TA3429



- Voltage: 5-30 V
- Volume: 90 dB
- Length: 46 mm
- Diameter: 36,3 mm
- Built-in diameter: 29 mm

REF 128TA3428

HORN



- Voltage: 24-48 V
- Volume: 110 dB
- Type of mounting: straight bracket
- Diameter: 91 mm

Used on 30E, E300A, 3369ELECTRIC, 3369LE, E600, E45A, E400A, 30electric


REF 163TA8198

USED ON JLG



ELECTRICAL PARTS

AC CORD



- Cable type: < 6 mm²
- Type of loom: multiple cables
- Total length: 2020 mm
- Number of plugs: 1

Used on 1230ES, 1532E3 from serial n° 0200000000 to 0200999999, 1930ES, 3246E2, T350, 1532E, E400A, 1532E2, TOUCAN 12E, 13MSPT, TOUCAN 8E, TOUCAN 10E

REF [165TA4005](#)

SERVICE INTERFACES/SOFTWARE



- RS232 to machine cable
- The serial plug cable can be used on all JLG mobile elevating work platforms to download software or for PC analyser software
- Needed tool to connect PC to the JLG mobile elevating work platform
- This cable is a must-have to be able to configure machine settings and options

Used on 1532E

REF [164TA8214](#)



Used on 1930ES, 1230ES

REF [165TA4006](#)

USED ON JLG




CABLE LOOMS						
	Cable type mm ²	Type of loom	Total length mm	Number of plugs	Used on	REF
	6	Multiple cables	2000	1	E300A, 3369LE, E400A	126TA4767
	6	Multiple cables	8650	1	E400A	165TA4007
	6	Multiple cables	8900	1	450A	126TA4775
	6	Multiple cables	9100	1	450A, 450AJ	165TA4008
	6	Multiple cables	10 390	1	450A, 510AJ	126TA4774
	6	Multiple cables	11 225	1	510AJ	165TA4009
	6	Multiple cables	14 100	1	600A from serial n° 0300000000 to 0300099999	165TA4010
	6	Multiple cables	22 860	1	600SC, 600S	165TA4011
	6	Multiple cables	28 190	1	800S	165TA4012

ELECTRICAL PARTS

USED ON JLG












ELECTRICAL PARTS

CABLE LOOMS						
	Cable type	Type of loom	Total length	Number of plugs	Used on	REF
	mm ²		mm			
	6	Multiple cables	3000	2	3369LE, 260MRT, 1930ES	165TA4013
	6	Multiple cables	3580	2	1930ES	165TA4014
	6	Multiple cables	4050	2	1930ES	165TA4015
	6	Multiple cables	4280	2	1930ES	165TA4016
	6	Multiple cables	7370	2	3246E2, E300A	165TA4017
	6	Multiple cables	8100	2	1930ES	165TA4018
	6	Multiple cables	14 830	2	1930ES	165TA4019
	6	Multiple cables	26 820	2	3369LE	165TA4020
	6	Multiple cables	1765	3	600A from serial n° 0300000000 to 0300099999	165TA4021

USED ON JLG



ELECTRICAL PARTS

CABLE LOOMS						
	Cable type mm ²	Type of loom	Total length mm	Number of plugs	Used on	REF
	6	Multiple cables	6625	3	3394RT	139TA5110
	6	Multiple cables	16 450	3	1532E3 from serial n° 0200000000 to 0200999999	126TA4771
	6	Multiple cables	19 600	3	800A	165TA4022
	6	Multiple cables	23 580	3	3369LE	165TA4023
	6	Multiple cables	505	4	1230ES, 1930ES	165TA4024
	6	Multiple cables	2310	4	260MRT, 1930ES	165TA4025
	6	Multiple cables	19 760	4	260MRT	165TA4026
	6	Multiple cables	315	5	E400A, E600	165TA4027
	6	Multiple cables	1230	5	1930ES	139TA5109

USED ON JLG



ELECTRICAL PARTS

CABLE LOOMS						
	Cable type mm ²	Type of loom	Total length mm	Number of plugs	Used on	REF
	6	Multiple cables	1240	5	1230ES	165TA4028
	6	Multiple cables	1540	5	1930ES	165TA4029
	6	Multiple cables	2200	8	1250AJP	165TA4030
	6	Multiple cables	4650	8	SSV10	165TA4031
	6	Multiple cables	7800	9	15DVL	165TA4032
	6	Multiple cables	1540	10	1930ES	165TA4033
	6	Multiple cables	1340	12	1930ES	139TA5108
	6	Multiple cables	1230	16	1930ES	165TA4034
	6	Multiple cables	3640	19	1930ES	165TA4035

USED ON JLG



CABLE LOOM KITS

ELECTRICAL PARTS



- Cable type: < 6 mm²
- Type of loom: multiple cables
- Total length: 3580 mm
- Number of plugs: 2

Used on 1930ES

REF [165TA4036](#)



- Cable type: < 6 mm²
- Type of loom: multiple cables
- Total length: 4050 mm
- Number of plugs: 2

Used on 1930ES

REF [165TA4037](#)



- Cable type: < 6 mm²
- Type of loom: multiple cables
- Total length: 4280 mm
- Number of plugs: 2

Used on 1930ES

REF [165TA4038](#)

USED ON JLG



ELECTRICAL PARTS

AUTOMATIC FUSES



- Type: fuse with push button
- Voltage: 50 VDC
- Current: 5 A

REF [122TA7779](#)



- Type: fuse with push button
- Voltage: 50 VDC
- Current: 10 A

Used on 1230ES, 30E, 100SX, 1930ES, 26MRT, 25RTS, 120HX, 100HX, 400RTS, 30electric, 3369LE, CM20N

REF [122TA7782](#)



- Type: fuse with push button
- Voltage: 50 VDC
- Current: 15 A

Used on CM2033, E300A, E400A, CM1432, 20AM, 330CRT, 260MRT, 1532E, E600, E45A, 1200SJP, 600SC, 600A from serial n° 0300000000 to 0300099999, 600S, 3394RT, 1500SJ, 1100S, 800S, 800A, 1100SB

REF [122TA7783](#)

COMPLETE CONTACTORS

	Voltage V	Maximum current interrupted A	Maximum current uninterrupted A	Magnetic blowouts	Dust cover	Used on	REF
	12	80	200	Not specified	Enclosed version	80F, 40/40H-6, 60HA	126TA4730
	12	100	200	Not specified	Enclosed version	800S, 150HAX, 1250AJP, 20AM, 25RTS, 120HX, 100SX, 100HX, 400RTS, 400S, 600A from serial n° 0300000000 to 0300099999, 450A, 600SC, 800A, 1200SJP, 450AJ, 600S, 3394RT, 60HA, 510AJ, 1500SJ, 1100S, 3508PS, 1044C-54 SERIES II, 1850SJ, 680S, 1100SB, 4017, 3507, 601S, 400SC	126TA5356
	12	150	200	Not specified	Enclosed version	20AM, 100HX, AM-19	126TA4732

USED ON JLG



COMPLETE CONTACTORS							
	Voltage	Maximum current interrupted	Maximum current interrupted	Magnetic blowouts	Dust cover	Used on	REF
	V	A	A				
	24	100	100	Not specified	Enclosed version	1230ES, 1930ES, TOUCAN 8F, TOUCAN 10E	139TA5071
	24	100	100	No	No	TOUCAN1010, TOUCAN800, TOUCAN910, TOUCAN870, TOUCAN800A, TOUCAN 870	139TA5069
	24	100	125	No	IP66	1532E, 10VP, 1930ES, 15VPSP	126TA5358
	24	100	125	No	IP66	1532E3 from serial n° 0200000000 to 0200999999, 3246E2, 1532E2	126TA5359
	24	100	125	No	No	TOUCAN DUO, TOUCAN JUNIOR 6, TOUCAN JUNIOR 8, V1331E, 13MSPT	139TA5068
	24	150	80	No	Yes	VM2639E, TOUCAN1210, TOUCAN1310, TOUCAN800A, TOUCAN1010, TOUCAN1100, TOUCAN870, TOUCAN800, TOUCAN861, TOUCAN910, V2039E, V2642E, VM3242E, TOUCAN1100A, TOUCAN 870	107TA1281
	24	80	80	No	IP66	TOUCAN DUO, TOUCAN JUNIOR 6, TOUCAN JUNIOR 8, V1331E, 13MSPT	139TA5072
	24	200	150	Not specified	Enclosed version	CM1432, CM2033, CM20N, 800A	111TA4054

ELECTRICAL PARTS

USED ON JLG



ELECTRICAL PARTS

COMPLETE CONTACTORS							
	Voltage V	Maximum current interrupted A	Maximum current interrupted A	Magnetic blowouts	Dust cover	Used on	REF
	48	150	150	Yes	No	(N)30/35/40/45F, 3369/3369 ELECTRIC	126TA5362
	48	150	150	Yes	Yes	(N)30/35/40/45E, 3369/3369 ELECTRIC	126TA5361
	48	150	150	Yes	Yes	E300A, E600, E45A, E400A	165TA4039
	48	150	200	Yes	Yes	E300A, E600, E45A, E400A	165TA4040
	48	150	200	Yes	Yes	3369ELECTRIC, 30E, 30electric	106TA1662
	48	150	200	Yes	Yes	30E, 3369ELECTRIC, 30electric	165TA4041
	48	150	200	Yes	Yes	3369LE	126TA5360
	48	150	200	Yes	Yes	E300A, E600, E45A, E400A	139TA5070

USED ON JLG



ELECTRICAL PARTS

COMPLETE CONTACTOR



- Complete contactor panel
- Length: 267 mm
- Width: 216 mm
- Height: 132 mm

Used on M/E600/J/JP,
E-M450/AJ, E300AJ/E300AJP,
E/M400/450/AJ/AJP NARROW,
E300A(J)(P)

REF [165TA4042](#)

DISC FOR ELECTRIC BRAKE



- Outer diameter: 93 mm
- Number of splines: 11

Used on 1230ES, 1930ES

REF [139TA5039](#)

ELECTRIC BRAKES



- Voltage: 24 V
- Outer diameter: 83,5 mm

Used on 13MSPT/ TOUCAN DUO,
TOUCAN JUNIOR 6/8B

REF [165TA4043](#)



- Voltage: 24 V
- Outer diameter: 125 mm

Used on (N)30,35,40,45E,
3369/3969 ELECTRIC

REF [126TA5790](#)



- Voltage: 24 V
- Outer diameter: 117 mm

Used on 1930ES

REF [126TA5785](#)



- Voltage: 24 V
- Outer diameter: 117 mm

Used on 1930ES, 1230ES

REF [126TA5786](#)



- Voltage: 24 V
- Outer diameter: 125 mm

Used on 30E, 3369ELECTRIC,
30electric

REF [126TA5784](#)

USED ON JLG



ELECTRICAL PARTS

BRAKE ASSEMBLY KITS



Friction disc kit

Used on 450A, 800A, 1200SJP, 1250AJP, 400S, 800S, 510AJ, 1500SJ, 1100S, 680S, 3394RT, 1100SB

REF [165TA4044](#)



Seal kit

Used on 600A/AJ, 40H/40H-6, 60HA, 600S/600SJ/660SJ

REF [165TA4045](#)



- Repair kit
- 3 friction discs
- 2 outer plates
- Springs, bearing, o-ring and seal

Used on 30E, 3369ELECTRIC, 30electric

REF [126TA5110](#)

USED ON JLG



ELECTRICAL PARTS

CONNECTOR HOUSINGS



- Diameter: 42,97 mm
- Height: 77,70 mm
- Number of connecting holes: 14 female

Used on 520AJ, 1932R3, M/E600/J/JP, TOUCAN12/32E, TOUCAN 10E

REF 165TA4046



- Biggest diameter: 51 mm
- Smallest diameter: 35 mm
- Height: 41 mm
- Number of connecting holes: 19 female

Used on 1850SJ, H340AJ, 520AJ, 600A/AJ, 1500AJP

REF 126TA5511



- Biggest diameter: 24 mm
- Smallest diameter: 19 mm
- Height: 36 mm
- Number of connecting holes: 19 female

Used on 800S/860SJ, 1850SJ, H340AJ, 600A/AJ, 1932R, 1500AJP

REF 126TA5254



- Biggest diameter: 51 mm
- Smallest diameter: 35 mm
- Height: 41 mm
- Number of connecting holes: 21 female

Used on 600A/AJ, 450A/AJ, 400S/460SJ, 600A/AJ, 1250AJP, 800A/800AJ, TF6-42

REF 126TA5507



- Biggest diameter: 51 mm
- Smallest diameter: 37,2 mm
- Height: 41,6 mm
- Number of connecting holes: 23 female

Used on 1532/2658E, CM1432[PLUS]-2558, 1432[PLUS]-2558, 26MRT, 3369/3969 ELECTRIC

REF 126TA5500



- Diameter: 49,32 mm
- Height: 65,28 mm
- Number of connecting holes: 23 female

Used on 600A/AJ, 450A/AJ, 400S/460SJ, 800A/800AJ, 600S/600SJ/660SJ

REF 126TA5508



- Diameter: 49,32 mm
- Height: 65,28 mm
- Number of connecting holes: 23 female

Used on R10, R6, 6/10/1932/3248RS, LIFTLUX 203-24, 80SL, 67SL, 1532/2658E

REF 126TA5499



- Diameter: 49,32 mm
- Height: 65,28 mm
- Number of connecting holes: 23 female

Used on 260MRT, 3394RT/4394RT, 33/4394RT, 3369/4069LE/M3369/4069

REF 139TA5113



- Biggest diameter: 41 mm
- Smallest diameter: 37 mm
- Number of connecting holes: 31 female

Used on G15-44A, G6/42A/ G9/10-43A, 600A/AJ, 450A/AJ, 400S/460SJ, 400S/400SJ

REF 165TA4047



Terminal dust cap

Used on 3706-4017PS/33,7/37,6, 260MRT, 33/4394RT, 3369/4069LE/M3369/4069, 80SL, 67SL, 15/20MSP/MVL

REF 139TA5115

USED ON JLG



ELECTRICAL PARTS

CABLE GLANDS



- Length: 37,5 mm
- Thread: M20 x 1,5 mm
- Diameter: 13,5 mm

Used on 15BD/19BD, R10, R6, H340AJ, 260MRT, 520AJ, 1932R, 1500AJ, 6/10/1932/3248RS, M/E600J/JP, 530LRT

REF [165TA4050](#)



- Length: 37,5 mm
- Thread: M20 x 1,5 mm
- Diameter: 13,5 mm

Used on 40H/40H6, 60HA, 150HAX, 120HX, 100SX/110SX/110SXJ/120SXJ, 100HX, 100HX-10/110HX, H340AJ, 3706-4017PS/33,7/37,6

REF [165TA4051](#)

RELAYS

	Type	Voltage V	Type of voltage	Current A	Used on	REF
	General purpose and power relay	12	DC	3	600A/AJ, 450A/AJ, 400S/400SJ, 400S/460SJ, 600A/AJ, 800A/800AJ	124TA4693
	General purpose and power relay	24	DC	10		165TA4048
	Mini-relay	12	DC	25/30	120HX, 100HX, 800A, 600S, 3394RT	116TA5658
	Mini-relay	12	DC	40	E400A, 3369LE, E600, E45A	136TA8356
	Mini-relay	12	DC	40/30	3369LE, E400A, E600	111TA5038
	Mini-relay	12	DC	40/30	800S, 150HAX, 9MP, 20AM, 120HX, 100SX, 100HX, 400RTS, 400S, T350, 450A, 600A from serial n° 0300000000 to 0300099999, 600SC, 800A, 1200SJP, 1250AJ, 450AJ, 600S, 3394RT, 510AJ, G5-18A, 1500SJ, 340AJ, 1100S, 3508PS, L2906H, AM-19, G9-43A, 3706 PS, 266, 534D-9, 544D, 680S, G6-42A, G10-55A, 1100SB, TF6-42, 4017, 3507, TOUCAN 12E, 601S	111TA5022

USED ON JLG



ELECTRICAL PARTS

RELAYS						
	Type	Voltage V	Type of voltage	Current A	Used on	REF
	Mini-relay	12	DC	40/30	260MRT, 800S, 150HAX, 9MP, 20AM, 26MRT, 25RTS, 120HX, 100SX, 100HX, 330CRT, 400RTS, 400S, 450A, 600A, 600SC, 800A, 1200SJP, 1250AJP, 450AJ, 600S, 3394RT, 60HA, 510AJ, 1100S, AM-19, CM1432, 680S, 1100SB, TF6-42, 601S	165TA2593
	Mini-relay	24	DC	20/15	CM2033, CM1432, 15VPSP, 3246E2, 1532E, 10VP, CM20N, 1532E2	111TA5005
	Mini-relay	24	DC	40/30	VM2639E, TOUCAN1210, TOUCAN1010, TOUCAN1100, TOUCAN800A, TOUCAN1310, TOUCAN JUNIOR 6, TOUCAN800, TOUCAN910, TOUCAN DUO, TOUCAN JUNIOR 8, V1331E, V2039E, VM1931E, V2642E, VM3242E, TOUCAN860, TOUCAN1100A, 13MSPT	155TA1911
	Printed circuit board relay	24	DC	8/8	TOUCAN1010, TOUCAN800, TOUCAN861, TOUCAN910, V2039E, V2642E, VM2639E	165TA4049
	General purpose and power relay	12	DC	5	150HAX, 26MRT, 120HX, 100HX, 400S, 450A, 600A, 600SC, 800A, 450AJ, 60HA, 600S, TF6-42, 601S	122TA7897
	General purpose and power relay	48	DC	10	E400A, 30E, 3369ELECTRIC, E45A, 30electric	165TA2639
	Heavy-duty relay	12	DC	75	100SX, T350, 450A, 600A, 600SC, 800A, 450AJ, 400S, 266, 3394RT, 600S, 3508PS, L2906H, 8042, G9-43A, SKYTRAK 6036, G5-18A, 534D-9, 544D, G6-42P, 644E-42, G5-19A, G6-42A, G10-55A, SKYTRAK 6042, TF6-42, 4017, 3507, 601S	111TA5010
	Mini-relay	12	DC	40/30	120HX, 100SX, 100HX, L2906H, 8042, 3614RS, SKYTRAK 6036, 1044C-54 SERIES II, 644E-42, SKYTRAK 6042, EIRV T56, MMV	106TA2681

USED ON JLG



ELECTRICAL PARTS

TIMER RELAYS



- For 12 V machines
- 7-sec

Used on 450A/AJ, 400S/460SJ, 800A/800AJ, TF6-42, 600S/600SJ/660SJ, 600A/AJ

REF [126TA5372](#)



- For 12 V machines
- 7-sec

REF [165TA4058](#)

ELECTRIC MOTORS

	Minimum voltage V	Current A	Revolutions/ minute Rpm	Power kW	Direction of rotation	Used on	REF
	12	220	2600	1,4	CW	TOUCAN DUO, 13MSPT	139TA5037
	12	230	2600	1,4	CW	1930ES	165TA4052
	24		2500		CW	30E, 30electric	139TA5036
	24		3300		CW	1930ES	165TA4053
	24	150		1	CW	E/M400, 450A/AJ/AJP NARROW, E/M45A/AJ-EM40AJP/ZJP NARROW	165TA4054

USED ON JLG



ELECTRICAL PARTS

ELECTRIC MOTORS							
	Minimum voltage V	Current A	Revolutions/ minute Rpm	Power kW	Direction of rotation	Used on	REF
	24		2600		CW	120HX, 100HX, 150HAX, 400RTS, 600S	165TA4055
	24		3600		CW	800S, 450A, 800A, 400S, 600S, 600A from serial n° 0300000000 to 0300099999, 3394RT	165TA4056
	48	102	2700	1,6	CW	1100S, 800S, 680S, 1200SJP, 1100SB	165TA4057
	48	40			CW	TOUCAN1010, TOUCAN800A	122TA7775

PART FOR ELECTRIC MOTOR



Cover kit
Used on 1230ES, 1930/2030/2630/2646/3246ES
REF [139TA5035](#)

USED ON JLG



ELECTRICAL PARTS

CARBON BRUSHES



- Thickness: 15,9 mm
- Width: 24,7 mm
- Height: 33 mm

Used on E/M400/450A/AJ/AJP/
NARROW, H340AJ, E/M600J(JP),
3369LE/4069LE/M3369/M4069

REF [165TA4059](#)



- Thickness: 16 mm
- Width: 24,5 mm
- Height: 33,5 mm

Used on 800S, 600SC, 450A,
800A, 1200SJP, 1250AJP,
450AJ, 400S, 600A from
serial n° 0300000000 to
0300099999, 600S, 3394RT,
510AJ, 1500SJ, 340AJ, 1100S,
680S

REF [126TA6206](#)

BRUSH KITS



- Thickness: 10 mm
- Width: 24,9 mm
- Height: 23 mm
- Set of 4 brushes, 4 brush-spring and nuts

Used on E300A

REF [116TA5477](#)



- Thickness: 7 mm
- Width: 22 mm
- Height: 19,3 mm
- Set of 8 brushes, 8 brush springs and nuts

Used on 3369LE, E600

REF [121TA2338](#)



- Thickness: 7,8 mm
- Width: 27,8 mm
- Height: 30,5 mm
- Set of 4 brushes

Used on 1930ES

REF [121TA2443](#)



- Thickness: 9,5 mm
- Width: 20,5 mm
- Height: 28,5 mm
- Set of 4 brushes

Used on E300A, E45A, E400A

REF [121TA2263](#)



- Thickness: 9,9 mm
- Width: 32,8 mm
- Height: 23 mm
- Set of 4 brushes, 4 brush-spring and nuts

Used on 1532E3 from serial n° 0200000000 to 0200999999,
CM2033, CM1432, 3246E2, 1500SJ, 1532E, 800A, 1532E2,
1850SJ

REF [151TA2139](#)

USED ON JLG



GEARS



- Outer diameter: 108 mm
- Total height: 161 mm
- Number of teeth: 20
- Number of splines: 23

Used on 800A, 600S

REF [165TA4060](#)



- Outer diameter: 110 mm
- Total height: 151 mm
- Number of teeth: 16/23

Used on 1200SJP, 1250AJP, 1500SJ, 1100S, 1100SB

REF [165TA4063](#)



- Outer diameter: 158,5 mm
- Total height: 30,2 mm
- Number of teeth: 34

Used on 450A, 510AJ

REF [165TA4061](#)



- Outer diameter: 183 mm
- Total height: 191 mm
- Number of teeth: 20/37

Used on 450A, 510AJ

REF [165TA4064](#)



- Outer diameter: 83 mm
- Total height: 120 mm
- Number of teeth: 15

Used on 400S, 800S

REF [165TA4062](#)

ELECTRICAL PARTS



USED ON JLG



ELECTRICAL PARTS

SERVO MOTORS



Voltage: 12 VDC

REF [139TA5152](#)



Voltage: 20 VDC

Used on 800A, 800S, 400S, 600SC, 600A from serial n° 0300000000 to 0300099999, 450A, 600S, 1500SJ, 1100S, 680S, 1200SJP, 3394RT, 1100SB, 400SC

REF [126TA5351](#)



Voltage: 24 V

Used on 150HAX, 25RTS, 120HX, 100SX, 100HX, 400RTS

REF [139TA5038](#)



Voltage: 24 VDC

REF [165TA4065](#)

ACTUATOR ASSEMBLY KIT



Voltage: 24 VDC

Used on TOUCAN JUNIOR 6, TOUCAN JUNIOR 8, V1331E, TOUCAN DUO, 13MSPT

REF [126TA5353](#)

USED ON JLG



BATTERY DISCONNECT SWITCHES



- Current: 300–2500 A (5 sec)
- 1-pole (2 connections)

Used on SL153-12E, 67SL

REF [141TA2235](#)



- Current: 20–125 A (15 sec)
- 1-pole (2 connections)

Used on CM2033, CM1432, 25RTS, 120HX, 100HX, 400RTS, CM20N

REF [146TA2449](#)

SWITCHES

CONTACT BLOCKS



- Voltage: 600 V
- Current: 3 A
- NO contact

Used on TOUCAN1210, P25AC, TOUCAN1010, TOUCAN870, TOUCAN800A, TOUCAN1310, P21, P30, P20, P25, TOUCAN800, TOUCAN861, TOUCAN910, TOUCAN DUO, TOUCAN JUNIOR 6, TOUCAN JUNIOR 8, V1331E, TOUCAN 12E, TOUCAN 870, 13MSPT, TOUCAN 8E, TOUCAN 10E, P30AC

REF [139TA5100](#)



- Voltage: 400 V
- Current: 10 A
- NO contact

Used on VM2639E, P25, P40, P21, P20, P30, TOUCAN JUNIOR 6, TOUCAN800, V2039E, VM1931E, V2642E, VM3242E, 30E, 150HAX, 26MRT, 25RTS, 120HX, 100HX, 400RTS, E300A, 450A, 600A from serial n° 0300000000 to 0300099999, 3369ELECTRIC, 800A, 450AJ, 30electric, 600S

REF [139TA5101](#)



- Voltage: 600 V
- Current: 10 A
- NC contact

Used on TOUCAN1210, P25AC, TOUCAN1010, TOUCAN870, 600SC, TOUCAN800A, TOUCAN1310, P21, P30, P20, P25, TOUCAN800, TOUCAN861, TOUCAN910, TOUCAN DUO, TOUCAN JUNIOR 6, TOUCAN JUNIOR 8, V1331E, 3507, TOUCAN 12E, TOUCAN 870, 13MSPT, TOUCAN 8E, TOUCAN 10E, P30AC

REF [139TA5102](#)

USED ON JLG



SWITCHES

CONTACT BLOCK HOLDERS



- Length: 46,5 mm
- Width: 30 mm
- Height: 15,8 mm

Used on TOUCAN860, VM2639E, P40, TOUCAN1100, P21, P20, P30, P25, TOUCAN1010, TOUCAN JUNIOR 6, TOUCAN800, TOUCAN861, TOUCAN910, TOUCAN JUNIOR 8, V2039E, VM1931E, V2642E, VM3242E, TOUCAN1100A

REF [138TA7184](#)



- Length: 42 mm
- Width: 30 mm
- Height: 12 mm

Used on 800S, TOUCAN1210, P25AC, TOUCAN870, TOUCAN1010, TOUCAN800A, TOUCAN1310, P21, P30, P20, P25, TOUCAN800, TOUCAN861, TOUCAN910, TOUCAN DUO, TOUCAN JUNIOR 6, TOUCAN JUNIOR 8, V1331E, 600A from serial n° 0300000000 to 0300099999, E300A, 150HAX, 100SX, 25RTS, 120HX, 100HX, 400RTS, 400S, 450A, 600SC, 800A, 1200SJP, E600, E45A, E400A, 1250AJP, 30E, 450AJ

REF [161TA2034](#)

FOOT SWITCHES



- Number of NC contacts: 0
- Number of NO contacts: 1

Used on SSV10

REF [165TA4066](#)



- Number of NC contacts: 2
- Number of NO contacts: 2

Used on 450A, 1250AJP, 800A, 800S, 400S, 1200SJP, 600SC, 600S, 600A from serial n° 0300000000 to 0300099999, 510AJ, 1500SJ, 340AJ, 1100S, 680S, 1100SB

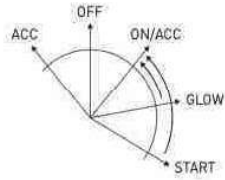
REF [147TA1642](#)

USED ON JLG



SWITCHES

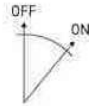
IGNITION SWITCHES



- Number of connections: 12
- Number of positions: 5
- Built-in diameter: 26 mm
- Total length: 87 mm
- Key: yes

Used on 3614/4017RS, 308-4017PS, 3706-4017PS/33,7/37,6

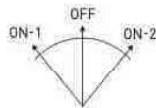
REF 139TA5091



- Number of connections: 3
- Number of positions: 2
- Built-in diameter: 22 mm

Used on 9MP, 20AM, SSV10

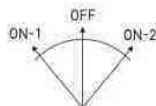
REF 141TA2527



- Number of connections: 4
- Number of positions: 3
- Built-in diameter: 19 mm

Used on 1532/2658E, 1532/2658E3

REF 126TA4751



- Number of connections: 4
- Number of positions: 3
- Built-in diameter: 22 mm

Used on 1532E3 from serial n° 0200000000 to 0200999999, 3246E2, 1532E, 10VP

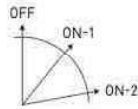
REF 110TA3077

USED ON JLG



SWITCHES

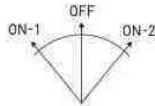
IGNITION SWITCHES



- Number of connections: 4
- Number of positions: 3
- Built-in diameter: 22 mm

Used on 1532E3 from serial n° 0200000000 to 0200999999, 3246E2, 10VP

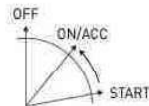
REF 116TA5612



- Number of connections: 6
- Number of positions: 3
- Built-in diameter: 19 mm

Used on CM1432, 120HX, 450A, 600A from serial n° 0300000000 to 0300099999, 800A, 450AJ, 600S

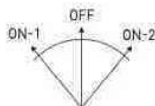
REF 126TA4749



- Number of connections: 6
- Number of positions: 3
- Built-in diameter: 22 mm

Used on (N)30/35/40/45E, 3369/3969 ELECTRIC

REF 126TA4753



- Number of connections: 6
- Number of positions: 3
- Built-in diameter: 22 mm

Used on 800S, 1230ES, E300A, E400A, 1930ES, 3246E2, 120HX, 100SX, 330CRT, 260MRT, 400S, T350, 600A from serial n° 0300000000 to 0300099999, 600SC, 450A, 800A, E600, E45A, 1250AJP, 450AJ, 1200SJP, 600S, 3394RT, 510AJ, 1500SJ, 340AJ, 1850SJ, 680S, 601S

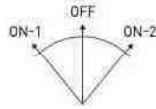
REF 116TA5613

USED ON JLG



IGNITION SWITCHES

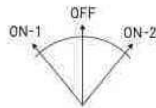
SWITCHES



- Number of connections: 6
- Number of positions: 3
- Built-in diameter: 22 mm

Used on 1230ES, 600A from serial n° 0300000000 to 0300099999, 1930ES, 15VPSP, 25RTS, 330CRT, 260MRT, 400RTS, T350, 450A, 1200SJP, 3369LE, E600, 1250AJP, 600SC, 600S, E400A, TOUCAN DUO, 510AJ, 67SL, 1500SJ, 340AJ, 1100S, 10VP, 1532E2, 1850SJ, 680S, 800A, 800S, 3394RT, 1100SB, TF6-42, TOUCAN 12E, 13MSPT, TOUCAN 8E, TOUCAN 10E, 601S, 400SC

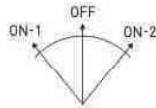
REF [126TA4752](#)



- Number of connections: 6
- Number of positions: 3
- Built-in diameter: 22 mm

Used on 150HAX, 100HX, 400RTS

REF [123TA5706](#)



- Number of connections: 8
- Number of positions: 3
- Built-in diameter: 22 mm

Used on 43185

REF [110TA3015](#)

USED ON JLG



SWITCHES

KEYS FOR IGNITION/DOOR LOCK				
	Key number	Number of supplied keys	Used on	REF
	14603	1	642/943/1043, (L)2906H/3507H/619A/723A, 266/307/266 LoPro, 1055/1255, 3507-09/12/13. 4007/09/12/13, 4017, G5-19A/G6-23A	129TA3359
	14603	2		139TA5092
	45	1		123TA9738
	9901	1		141TA3339
	9901	2	1532E3 from serial n° 0200000000 to 0200999999, 20AM, 3246E2, 26MRT, 10VP, E300A, 330CRT, 800A, TF6-42	152TA1733
	9901	2	800S, 1230ES, 600A from serial n° 0300000000 to 0300099999, 1532E3 from serial n° 0200000000 to 0200999999, 150HAX, E400A, 1930ES, 9MP, 15VPSP, 3246E2, 120HX, 100SX, 260MRT, 400RTS, 400S, T350, 450A, 600SC, 3369ELECTRIC, 1532E, 800A, 1200SJP, 3369LE, E600, E45A, 1250AJP, 30E, 450AJ	141TA3415
	455	2	X26JP/1-X770AJ, X17JP/2-X500AJ/2, X23J/JA/700AJ, X17J/3/4, X14J/2-X39AJ/3, X20JP/X600AJ, X19J/19JA/550AJ	126TA5400

USED ON JLG



OPERATING HEADS							
	Number of positions	Built-in diameter mm	Key number	Material	Used on	REF	
						Without key	With key
	2	22	455	Metal	CM20N/CM20W, 100HX/100HX+10/110HX	165TA3960	163TA8493
	2	22	455	Metal		151TA2204	163TA8493
	3	22	421E	Metal	TOUCAN1210, TOUCAN1010, TOUCAN870, TOUCAN800A, TOUCAN1310, TOUCAN800, TOUCAN DUO, TOUCAN JUNIOR 6, TOUCAN JUNIOR 8, V1331E, TOUCAN 870	139TA5090	129TA4269
	3	22	455	Metal	CM2033, CM1432, 25RTS, 400RTS	138TA7121	163TA8493
	3	22	455	Metal		138TA7123	163TA8493
	3	22	455	Plastic		128TA3048	163TA8493
	3	22	455	Metal	1532E3 from serial n° 0200000000 to 0200999999, 1532E2	138TA7110	110TA3210
	3	22	455	Metal	150HAX, 100SX, 25RTS, 100HX	139TA5089	110TA3210
	3	22	455	Metal		138TA7111	110TA3210

SWITCHES

USED ON JLG



SWITCHES

LIMIT SWITCHES



- Number of NC contacts: 2
- Current: 4 A

Used on SL153-12E, 67SL

REF 147TA1708

- Number of NC contacts: 2
- Current: 6 A

Used on VM2639E, TOUCAN1210, TOUCAN1310, TOUCAN1010, TOUCAN800A, TOUCAN1100, TOUCAN870, TOUCAN800, TOUCAN861, TOUCAN910, TOUCAN DUO, TOUCAN JUNIOR 6, TOUCAN JUNIOR 8, V1331E, V2039E, V2642E, VM3242E, TOUCAN860, TOUCAN1100A, TOUCAN 870, 13MSPT

REF 139TA5077

- Number of NO contacts: 1
- Number of NC contacts: 1

Used on 1250AJP

REF 147TA1671

- Number of NO contacts: 1
- Number of NC contacts: 1
- Current: 0,1 A

Used on TOUCAN 12E, TOUCAN 8E, TOUCAN 10E

REF 161TA8364

- Number of NO contacts: 1
- Number of NC contacts: 1
- Current: 3 A

Used on 1230ES, 1930ES

REF 139TA5083

- Number of NO contacts: 1
- Number of NC contacts: 1
- Current: 3 A

Used on 9MP, 15VPSP, 3246E2, 1532E3 from serial n° 0200000000 to 0200999999, 10VP, 1532E2

REF 147TA1714

USED ON JLG



SWITCHES

LIMIT SWITCHES



- Number of NO contacts: 1
- Number of NC contacts: 1
- Current: 3 A

Used on 13MSPT, TOUCAN 8E

REF 139TA5080



- Number of NO contacts: 1
- Number of NC contacts: 1
- Current: 3 A

Used on 1532E3 from serial n° 0200000000 to 0200999999, 26MRT, 1532E, 10VP

REF 146TA2573



- Number of NO contacts: 1
- Number of NC contacts: 1
- Current: 3 A

Used on 1532E3 from serial n° 0200000000 to 0200999999, CM1432, 150HAX, 26MRT, 25RTS, 120HX, 100HX, 100SX, 400RTS, 3369ELECTRIC, 1532E

REF 126TA5450



- Number of NO contacts: 1
- Number of NC contacts: 1
- Current: 3 A

REF 139TA5081



- Number of NO contacts: 1
- Number of NC contacts: 1
- Current: 3 A

REF 147TA5295



- Number of NO contacts: 1
- Number of NC contacts: 1
- Current: 3 A

Used on TOUCAN 8E, TOUCAN 10E, TOUCAN 12E, TOUCAN 20E, TOUCAN 26E, TOUCAN 32E

REF 165TA4067



- Number of NO contacts: 1
- Number of NC contacts: 1
- Current: 4 A

Used on 260MRT, 450A, 1250AJP, 3369LE, 400S, 1200SJP, E300A, E400A, 3394RT, 510AJ, 340AJ, 1100S, 1100SB

REF 147TA1667



- Number of NO contacts: 1
- Number of NC contacts: 1
- Current: 4 A

Used on 100SX, EASI-CLADDER, 600A from serial n° 0300000000 to 0300099999, 600SC, 800A, 1200SJP, E600, 800S, 400S, CM2033, 600S, 1250AJP, 1500SJ, 1100S, CM1432, 680S, 1850SJ, 1100SB, 601S

REF 126TA5420

USED ON JLG



SWITCHES

LIMIT SWITCHES



- Number of NO contacts: 1
- Number of NC contacts: 1
- Current: 4 A

Used on 3246E2, 26MRT, 25RTS, 330CRT, 400RTS, 30E, E300A, 450A, 1532E, 1200SJP, 1532E3 from serial n° 0200000000 to 0200999999, E45A, E400A, 450AJ, 30electric, 400S, 510AJ, 1532E2

REF [146TA8931](#)

- Number of NO contacts: 1
- Number of NC contacts: 1
- Current: 6 A

Used on 1930ES, 1200SJP, 1250AJP

REF [126TA5419](#)

- Number of NO contacts: 1
- Number of NC contacts: 1
- Current: 6 A

Used on 1930ES

REF [146TA8997](#)

- Number of NO contacts: 1
- Number of NC contacts: 1
- Current: 6 A

Used on TOUCAN800A, TOUCAN800, TOUCAN DUO, TOUCAN JUNIOR 6, TOUCAN JUNIOR 8, V1331E, 13MSPT

REF [139TA5076](#)

- Number of NO contacts: 1
- Number of NC contacts: 1
- Current: 6 A

Used on TOUCAN1100, TOUCAN1310, TOUCAN1010, TOUCAN JUNIOR 6, TOUCAN910, VM1931E, TOUCAN1100A, TOUCAN 10E

REF [139TA5075](#)

- Number of NO contacts: 1
- Number of NC contacts: 1
- Current: 10 A

Used on 600S, CM2033, 120HX, 150HAX, 400S, 450A, 600A from serial n° 0300000000 to 0300099999, 800A, E600, 1250AJP, 450AJ, 800S, 1200SJP, 1500SJ, CM20N, CM1432, 1100SB, 400SC

REF [126TA5411](#)

USED ON JLG



SWITCHES

LIMIT SWITCHES



- Kit:**
- Number of NO contacts: 2
 - Number of NC contacts: 2
 - Current: 3 A

Used on 1930ES

REF [139TA5085](#)



- Kit:**
- Number of NO contacts: 1
 - Number of NC contacts: 1
 - Current: 3 A

Used on 1230ES

REF [165TA4068](#)

MEMBRANE SWITCH



Keypad with silicone buttons
 Used on 15/20DVL/15/20DVSP

REF [139TA5226](#)

USED ON JLG



SWITCHES

MICROSWITCHES



- Number of connections: 3
- Number of CO contacts: 1
- Current: 5 A

REF 139TA5078



- Number of connections: 3
- Number of CO contacts: 1
- Number of connection holes: 2
- Current: 11 A

REF 147TA1684



- Number of connections: 3
- Number of CO contacts: 1
- Number of connection holes: 2
- Current: 15 A

Used on 100SX, 100HX, 450A, 600A from serial n° 0300000000 to 0300099999, 600SC, 1532E, 450AJ, 600S, TF6-42

REF 146TA4199



- Number of connections: 3
- Number of CO contacts: 1
- Number of connection holes: 2
- Current: 15 A

Used on 600S, 450A, 600A from serial n° 0300000000 to 0300099999, 450AJ, 1500SJ, 340AJ, 1100S, E400A, 800S, 1850SJ, 680S, 1200SJP, 800A, E600, 1100SB

REF 127TA2546



- Number of connections: 3
- Number of CO contacts: 1
- Number of connection holes: 2
- Current: 20 A

Used on 150HAX, 30E, 120HX, 100SX, 100HX, E300A, 600A from serial n° 0300000000 to 0300099999, 600SC, 450A, 800A, 1200SJP, E600, E45A, E400A, 1250AJP, 450AJ, 800S, 400S, 600S, 30electric, 510AJ, 1500SJ, 340AJ, 1100S, 1850SJ, 680S, 1100SB, 601S, 400SC

REF 146TA9924



- Number of connections: 3
- Number of CO contacts: 1
- Number of connection holes: 2
- Current: 3 A

Used on 3246E2, 26MRT, 1532E2

REF 146TA8728



- Number of connections: 3
- Number of CO contacts: 1
- Number of connection holes: 2
- Current: 5 A

Used on TOUCAN800A, TOUCAN1210, TOUCAN1010, TOUCAN 870

REF 139TA5082

USED ON JLG



MICROSWITCHES

SWITCHES



- Number of connections: 3
- Number of NO contacts: 2
- Number of connection holes: 4
- Current: 16 A

Used on 1532-2658E, 1432[PLUS]-2558, SQ CONTROLS, (N)30,35,40,45E, 26MRT, 150HAX

REF [126TA5207](#)



- Number of connections: 4
- Number of NC/NO contacts: 1/1
- Number of connection holes: 4
- Current: 0,5 A

Used on 30E, 3369ELECTRIC

REF [145TA9782](#)



- Number of connections: 4
- Number of NO contacts: 2
- Current: 16 A

Used on 600S, E400A, 100SX, 400S, E300A, 450A, 600A from serial n° 0300000000 to 0300099999, 800A, 1200SJP, E600, E45A, 1250AJP, 450AJ, 800S, 510AJ, 1500SJ, 1100S, 680S, 1100SB, TF6-42, 601S

REF [126TA5228](#)

USED ON JLG



SWITCHES

MUSHROOMHEAD PUSH BUTTONS



- Built-in diameter: 21,5 mm
- Diameter knob: 40 mm

REF [138TA7140](#)

- Built-in diameter: 22 mm
- Diameter knob: 40 mm

Used on 15DVL, SSV10

REF [138TA7139](#)

- Built-in diameter: 22 mm
- Diameter knob: 40 mm

Used on 600A/AJ, 450A/AJ, 40H/40H+6, 800A/800AJ

REF [160TA3323](#)

- Built-in diameter: 28 mm
- Diameter knob: 40 mm

Used on TOUCAN870, TOUCAN861, TOUCAN 870

REF [161TA2131](#)

- Built-in diameter: 28,3 mm
- Diameter knob: 40 mm

Used on TOUCAN JUNIOR 8, TOUCAN JUNIOR 6, R10, R6, H340AJ

REF [160TA4095](#)

- Built-in diameter: 22,5 mm
- Diameter knob: 40 mm

Used on 1532E3 from serial n° 0200000000 to 0200999999, CM2033, CM1432, 30E, 150HAX, 3246E2, 26MRT, 25RTS, 120HX, 100HX, 400RTS, E300A, 450A, 600A from serial n° 0300000000 to 0300099999, 1532E, 800A, 3369ELECTRIC, 450AJ, 30electric, 600S, 1532E2

REF [126TA4758](#)

- Built-in diameter: 28,5 mm
- Diameter knob: 40 mm

Used on 800S, 30E, 3369ELECTRIC, 30electric, 26MRT, 600A from serial n° 0300000000 to 0300099999, 1532E, 600S, 1230ES, 1532E3 from serial n° 0200000000 to 0200999999, E300A, 150HAX, E400A, 1930ES, 3246E2, 25RTS, 120HX, 100SX, 100HX, 330CRT, 260MRT, 400RTS, 400S, T350, 450A from serial n° 00001 to 99

REF [139TA5098](#)

USED ON JLG



SWITCHES

COMPLETE MUSHROOMHEAD PUSH BUTTONS



- Built-in diameter: 22 mm
- Current: 10 A
- Voltage: 400 V

Used on 600A/AJ, 450A/AJ, 450A/AJ, 800A/AJ

REF [147TA1659](#)



- Built-in diameter: 28,3 mm
- Current: 10 A
- Voltage: 400 V

Used on (N)30/35/40/45E, 3369/3969 ELECTRIC, 600A/AJ

REF [160TA3682](#)

EMERGENCY STOP SWITCH



- Maximum contact voltage: 96 V
- Current: 250 A
- Magnetic blowouts: no
- Dust cover: no

Used on TOUCAN 870,
TOUCAN 861

REF [165TA4069](#)

USED ON JLG



SWITCHES

PUSH BUTTONS



- Diameter: 29,8 mm
- Length: 29,8 mm
- Button colour: green

Used on TOUCAN1210, P25AC, TOUCAN1010, TOUCAN870, TOUCAN800A, TOUCAN1310, P21, P30, P20, P25, TOUCAN800, TOUCAN861, TOUCAN910, TOUCAN DUO, TOUCAN JUNIOR 6, TOUCAN JUNIOR 8, V1331E, TOUCAN 870, 13MSPT, P30AC

REF [165TA4070](#)



- Diameter: 39 mm
- Length: 28 mm
- Button colour: black

Used on JUNIOR 6/8B, 13MSPT/TOUCAN DUO, P30 AC/DC, TOUCAN 1210, TOUCAN 1310, TOUCAN 870

REF [138TA7153](#)

COMPLETE PUSH BUTTONS

	Built-in diameter mm	Length mm	Button colour	Used on	REF
	22	44	Green		164TA1139
	17	14	Black	15/20MSP/MVL, 10MSP, R10, R6, 260MRT, T350/T500J, 1932R, 6RS/10RS/1932RS/3248RS, 530LRT, TOUCAN 12/32E, TOUCAN 10E, TOUCAN 8E	139TA5097
	16	31,5	Grey	600S, 800S, 1230ES, 1532E3, E400A, 1930ES, 3246E2, 26MRT, 100SX, 330CRT, 260MRT, 400S, 450A, E300A, 600A, 600SC, 1532E, 800A, 1200SJP, 3369ELECTRIC, 3369LE, E600	126TA5409
	16	30,5	Yellow	120HX, CM20N, 8042	126TA4746
	16	34	Red	CM2033, CM1432, 150HAX, E400A, 9MP, 20AM, 25RTS, 120HX, 100HX, 400RTS, 30E, 3369ELECTRIC, 1200SJP, E600, E45A, 30electric, 1500SJ, 1100S, CM20N, 1850SJ, 1100SB	126TA5215

USED ON JLG



PRESSURE CONTACTS							
	Thread	Connection	Switch mode	Pressure bar	Length mm	Used on	REF
	M18	Fixed connector	Multiple, different or with signal	10	66		165TA4071
	1/4" BSP conical	2 x blade	NO	32	60	13MSPT	165TA4072
	7/16" UNF	Connector	NO	35,2	75	E300A, 3369LE, E600, E45A, E400A	126TA5408
	M10	1 blade	NC	0,5	43,5	600A from serial n° 0300000000 to 0300099999, 450A, 600SC, 800A, 450AJ, 400S, 600S, 601S	126TA5405
	1/8" BSP conical	Screw	NC	0,6	34,5	H340AJ, 260MRT, 530LRT, 340AJ	126TA5406
	7/16" UNF	4 x blade	Change over	13,8	100	1500SJ, 1100S, 1250AJP, 1200SJP, 1850SJ, 1100SB	165TA4073
	M18	2 x blade	Signal	0,4	75	800S, 600A from serial n° 0300000000 to 0300099999, 450A, 800A, 1200SJP, 1250AJP, 400S, 600SC, 3394RT, 600S, 510AJ	165TA4074
	1/8" NPT	1 screw	Signal	1	79,5	450A, 800S, 600S, 800A	139TA5094
	1/4" BSP	4 x blade	Signal	100-400	81,8	SL153-12E, 67SL	165TA4075

SWITCHES

USED ON JLG



SWITCHES

ROTARY SWITCHES



- Number of positions: 2
- Built-in diameter: 22 mm

Used on 450A, 450AJ

REF 126TA5438

- Number of positions: 2
- Built-in diameter: 22 mm

Used on (N)30/35/40/45E,
3369/3969ELECTRIC**REF 126TA5435**

- Number of positions: 2
- Built-in diameter: 22 mm

Used on 800S, 400S, 600A
from serial n° 0300000000 to
0300099999, 600SC, 450A, 800A,
1200SJP, 1250AJP, 600S, 510AJ,
1500SJ, 340AJ, 1100S, 1850SJ,
680S, 1100SB, TF6-42, 400SC**REF 126TA4761**

- Number of positions: 2
- Built-in diameter: 22 mm

Used on E300A, E600, E45A,
E400A**REF 126TA5393**

- Number of positions: 2
- Built-in diameter: 22 mm

Used on 1230ES, 1532E3
from serial n° 0200000000 to
0200999999, 1930ES, 3246E2,
26MRT, 25RTS, 400RTS,
3369ELECTRIC, 3369LE, 1532E2,
260MRT**REF 138TA7168**

- Number of positions: 2
- Built-in diameter: 22 mm

Used on 260MRT, JUNIOR
6/8B, 13MSPT/TOUCAN DUO,
TOUCAN 1210, TOUCAN 1310,
V133E, TOUCAN JUNIOR 8**REF 138TA7171**

- Number of positions: 3
- Built-in diameter: 21 mm

REF 151TA2359

- Number of positions: 3
- Built-in diameter: 21 mm

Used on TOUCAN 1210,
TOUCAN 1310, TOUCAN 870,
TOUCAN 861, TOUCAN 1010,
TOUCAN 800A/800D,
TOUCAN 910**REF 160TA4051**

USED ON JLG



ROTARY SWITCHES



- Number of positions: 3
- Built-in diameter: 21,7 mm

Used on TOUCAN1210, TOUCAN1010, TOUCAN870, 600SC, TOUCAN800A, TOUCAN1310, TOUCAN800, TOUCAN861, TOUCAN910, TOUCAN 870

REF 151TA2425



- Number of positions: 3
- Built-in diameter: 21,7 mm

Used on TOUCAN 800, TOUCAN 860, TOUCAN 910, TOUCAN 1100, V2039E, V2642E, VM3242E, VM2639E

REF 139TA5105



- Number of positions: 3
- Built-in diameter: 28,5 mm

Used on VM2639E, TOUCAN1100, TOUCAN1010, TOUCAN800, TOUCAN910, V2039E, V2642E, VM3242E, TOUCAN860, TOUCAN1100A

REF 165TA3962

RUBBER BELLOWS SWITCH



- Green rubber cap for push button
- Diameter: 28 mm
- Length: 14 mm

Used on 1230ES, T350, 3394RT, 67SL, 1930ES, TOUCAN 12E, TOUCAN 8E, TOUCAN 10E, 260MRT, SSV10

REF 126TA5457



- Diameter: 20,5 mm
- Thread: M20
- Length: 24,5 mm

Used on TOUCAN 1210, TOUCAN 1310, TOUCAN 861, TOUCAN 1010, TOUCAN DUO

REF 139TA5088



- Thread: SLW17
- Length: 23 mm

Used on 800S, 25RTS, 100SX, 400RTS, 400S, 450A, 600A from serial n° 0300000000 to 0300099999, 600SC, 800A, 1200SJ, 1250AJP, 450AJ, 600S, 510AJ, 1500SJ, 340AJ, 1100S, 1850SJ, 680S, 1100SB, TF6-42, 601S

REF 126TA5440

SWITCHES

USED ON JLG



SWITCHES

STEERING COLUMN SWITCH



Forward reverse with 4 speed

Used on SL153-12E

REF [139TA5104](#)

TEMPERATURE SWITCHES



Length: 61 mm

Used on 800A, 800S,
400S, 600SC, 600A from
serial n° 0300000000 to
0300099999, 450A, 600S,
1500SJ, 1100S, 680S, 1200SJP,
3394RT, 1100SB, 400SC

REF [165TA4076](#)

- Thread: M10/M16
- Voltage: 12 V
- Length: 43,5 mm

Used on 450A

REF [165TA4077](#)

- Thread: M14 x 1,5 mm
- Voltage: 6-24 V
- Switch temperature: 130 ± 3 °C
- Maximum temperature: 150 °C
- Length: 80 mm

Used on 450A, 600A from
serial n° 0300000000 to
0300099999, 600SC, 800A, 450AJ,
400S, 600S, 601S

REF [140TA9502](#)

- Thread: M14 x 1,5 mm
- Voltage: 6-24 V
- Switch temperature: 130 ± 3 °C
- Maximum temperature: 150 °C
- Length: 80 mm

Used on 800S, 400RTS, 600A
from serial n° 0300000000 to
0300099999, 450A, 800A,
1200SJP, 400S, 600SC, 3394RT,
600S, 510AJ

REF [140TA2159](#)

USED ON JLG



TOGGLE SWITCHES						
	Positions	Number of connections	Maximum voltage V	Current A	Used on	REF
	On-none-on	1	250	12	800S, E400A, 120HX, 400RTS, T350, F300A, 1200S.JP, F400, F45A, 1250AJP, 1500SJ, 340AJ, 1100S, 3508PS, 450A, 3706 PS, 1850SJ, 680S, 800A, 600S, 1100SB	126TA5396
	Off-(on)-none	2	250	10	330CRT, 260MRT, 3369LE, 3394RT	126TA5395
	On-none-off	2	250	15	3394RT, 67SL	126TA5394
	Off-(on)-none	2	250	12	1930ES, 330CRT, 260MRT, 3369LE, 3394RT	126TA5391
	On-off-none	2	250	12	CM2033, 150HAX, CM1432, 120HX, 100HX, CM20N	126TA5392
	On-off-none	2	277	15	800S, 1230ES, 600A from serial n° 0300000000 to 0300099999, 1532E3 from serial n° 0200000000 to 0200999999, CM2033, E300A, CM1432, E400A, 100SX, 1930ES, 3246E2, 120HX, 330CRT, 260MRT, 400S, 30E, T350, 450A, 3369ELECTRIC, 1532E, 800A, 1200SJP, 3369LE, E600, E45A	147TA1660
	On-none-on	3	250	12	CM2033, CM1432, 26MRT, 100SX, 400RTS, 600A from serial n° 0300000000 to 0300099999	126TA4745

SWITCHES



USED ON JLG



SWITCHES

TOGGLE SWITCHES						
	Positions	Number of connections	Maximum voltage V	Current A	Used on	REF
	(On)-off-(on)	3	250	12	CM2033, CM1432, 30E, 15VPSP, 26MRT, 25RTS, 120HX, 100SX, 100HX, 400RTS, 400S, 450A, 600A from serial n° 0300000000 to 0300099999, 600SC, 3369ELECTRIC, 800A, 450AJ, 800S, 30electric, 600S, 10VP, 67SL, TF6-42, 601S	126TA4743
	On-off-on	3	250	15	530LRT, 3394/4394RT, LIFTLUX203-24, 67SL, 80SL	147TA1666
	Speciaal	6	250	10	CM2033, CM1432, 400RTS	145TA1955
	(On)-off-(on)	6	250	12	400S/450AJ, 400S/460SJ, 600A/AJ, LIFTLUX 203-24	126TA5389
	On-off-on	6	250	12	260MRT, 600A/AJ, 740AJ, 600SC/SJC, 450A/AJ, 400S/460SJ	126TA4744
	On-off	2	250	10		147TA1694
	On-none-off	2	250	12	800S, 1230ES, E400A, 450A, 3246E2, 26MRT, 25RTS, 120HX, 100SX, 400RTS, 400S, 600A from serial n° 0300000000 to 0300099999, 600SC, 800A, 1200SJP, E600, E45A, 1250AJP, 450AJ, 600S, 510AJ, 1500SJ, 340AJ, 1100S, 1532E2, 1930ES, 680S, 1850SJ, 1100SB, 601S	147TA2739
	On-none-off	2	250	12		147TA2739

USED ON JLG



TOGGLE SWITCHES						
	Positions	Number of connections	Maximum voltage V	Current A	Used on	REF
	On-off-on	3	250	10	VM2639E, TOUCAN1210, TOUCAN1010, TOUCAN1100, TOUCAN870, TOUCAN800A, TOUCAN1310, TOUCAN800, TOUCAN861, TOUCAN DUO, V2039E, VM3242E, TOUCAN1100A, TOUCAN 870, 13MSPT	139TA5086
	On-none-on	3	250	12	6005C, 150HAX, CM1432, CM2033	146TA1783
	{On}-off-{on}	3	250	12	80F	126TA5380
	{On}-off-{on}	3	250	12	CM1432(PLUS)-2558, CM2033/2046/2546/255, 100HX/100HX+10/110HX	126TA5385
	On-off-on	6	250	10	80F, 40H/40H+6, 544D, 534D-9/10, CM20N/CM20W	145TA1947
	{On}-off-{on}	6	250	12	1230ES, 1930ES	126TA5388
	{On}-off-{on}	6	250	6	TOUCAN1010, TOUCAN910, V2642E, TOUCAN1210, TOUCAN870, TOUCAN800A, TOUCAN1310, TOUCAN800, TOUCAN 870	139TA5087

SWITCHES

USED ON JLG



SWITCHES

TOGGLE COVER



Switch guard for toggle switch

Used on 80F, 40H/40H+6, 60HA, CM20N/CM20W, 120HX, 8042/10042/1005

REF [151TA2363](#)

SWITCH ACCESSORIES



- Mount switch
- Length: 83 mm
- Width: 65 mm
- Height: 56,8 mm

Used on 260MRT, 3369/4069LE/M3369/4069, 33/4069LE-M33/4069, 3369/4069LE/M3369/M4069

REF [145TA4078](#)



- Switch guard
- Length: 33 mm
- Width: 21,9 mm
- Height: 28,7 mm

Used on 25RTS, 100HX, 400RTS, 450A, 600A from serial n° 0300000000 to 0300099999, 800S, 3394RT, 600S, 800A

REF [126TA5461](#)

USED ON JLG



SENSORS

ENCODER



- Diameter shaft: 4,8 mm
- Housing diameter: 30 mm
- Number of pins: 2

Used on (N)30/35/40/45E, 3369/3969 ELECTRIC

REF [124TA9515](#)

LOAD CELLS



Length: 145 mm

Used on 150HAX, 3508PS, 3706 PS, 4017, 3507, 600A from serial n° 0300000000 to 0300099999

REF [139TA5067](#)



- Length: 132,5 mm
- Width: 31,8 mm

Used on 3369LE, 260MRT, 1930ES

REF [126TA5354](#)



- Length: 144 mm
- Width: 31,7 mm

Used on E300A, E45A, E400A

REF [126TA4727](#)

USED ON JLG



SENSORS

POTENTIOMETERS



- Turning angle of shaft: 100 mm
- Cable length: 150 mm
- Number of connections: 3

Used on 1930ES

REF [125TA2685](#)



- Turning angle of shaft: 100 mm
- Cable length: 130 mm
- Number of pins: 3

Used on 1250AJP, 1200SJP, 1500SJ, 1100S, 1100SB, TOUCAN 12E, TOUCAN 8E, TOUCAN 10E

REF [138TA8393](#)



- Turning angle of shaft: 90 mm
- Cable length: 175 mm
- Number of connections: 3

Used on 800S, 1200SJP, 450A, 800A, 1250AJP, 400S, 600SC, 600A from serial n° 0300000000 to 0300099999, 600S, 3394RT, 510AJ, 1500SJ, 1100S, L2906H, 680S, 1100SB, 400SC

REF [138TA8585](#)

PROXIMITY SENSORS



- Height: 14,5 mm
- Switch type: NO
- Voltage: 100 VDC

Used on 260MRT, 530 LRT, 3394RT/4394RT, 33/4394RT, 3369/4069LE/M3369/4069

REF [126TA4728](#)



- Height: 62 mm
- Diameter: 18 mm
- Switch type: DC PNP NO
- Voltage: 12-48 VDC

Used on 400S/400SJ, 510AJ, 450A/450AJ

REF [139TA5066](#)



- Height: 65 mm
- Diameter: 18 mm
- Switch type: PNP NO
- Voltage: 10-30 VDC

Used on 150HAX, 800A

REF [165TA4079](#)



- Height: 72 mm
- Diameter: 18 mm
- Switch type: DC 3 wire PNP NO
- Voltage: 12-48 VDC

Used on T350, 1250AJP, 1500SJ, 1850SJ, TOUCAN 12E, TOUCAN 8E, TOUCAN 10E

REF [165TA4080](#)

USED ON JLG



SENSORS

PROXIMITY SENSORS



- Height: 74 mm
- Diameter: 18 mm
- Switch type: DC 3 wire PNP NO
- Voltage: 12-48 VDC

Used on 260MRT, 3394RT, 1930ES, 3369LE

REF 165TA4081



- Height: 35,2 mm
- Diameter: M18 x 1,5 mm
- Voltage: 8-30 VDC

Used on 400S/400SJ, 510AJ, 450A/450AJ

REF 165TA4084



- Height: 70 mm
- Diameter: M18 x 1 mm
- Voltage: 10-30 VDC

Used on 800S, 600SC, 600S, 680S

REF 165TA4082



- Height: 33,3 mm
- Diameter: M8 x 1 mm
- Voltage: 12-24 VDC

Used on 800A

REF 126TA5348



- Height: 61,9 mm
- Diameter: M12 x1 mm
- Voltage: 12-48 VDC

Used on 600SC, 600S, 601S

REF 126TA5349



- Height: 59 mm
- Diameter: 9/16UN-32 G
- Voltage: 4,5-8,5 VDC

Used on E600

REF 165TA4085



- Height: 58,8 mm
- Diameter: 9/16UN-32 G
- Switch type: PNP NO
- Voltage: 12-24 VDC

Used on 450A

REF 165TA4083

USED ON JLG



SENSORS

TILT SENSORS



- Height: 90 mm
- Diameter: 100 mm
- Detection: 2°

Used on 30E, 450A, 3369ELECTRIC, 30electric

REF 126TA4726



- Height: 130 mm
- Diameter: 97 mm
- Detection: 2°

Used on TOUCAN870, TOUCAN800A, TOUCAN800, TOUCAN861, TOUCAN 870

REF 126TA5333



- Height: 114 mm
- Diameter: 97 mm
- Detection: 3°

Used on (N)30/35/40/45E, 450A/450AJ

REF 115TA2145



- Height: 114 mm
- Diameter: 97 mm
- Detection: 4,5°

Used on 3394RT, 260MRT

REF 126TA5331



- Height: 16,9 mm
- Diameter: 96,7 mm
- Detection: 0°/3°

Used on SL153-12E, 67SL

REF 139TA5064



- Height: 16,9 mm
- Diameter: 96,7 mm
- Detection: 0°/1°

Used on TOUCAN1210, TOUCAN1310, TOUCAN1100, TOUCAN1010, TOUCAN JUNIOR 6, TOUCAN861, TOUCAN910, TOUCAN JUNIOR 8, VM1931E, TOUCAN DUO, V1331E

REF 139TA5061



- Height: 85 mm
- Diameter: 63 mm
- Detection: 1,9°/1,9°

Used on 26MRT, 25RTS, 400RTS

REF 165TA4086



- Height: 17,5 mm
- Diameter: 70 mm
- Detection: 1,9°/1,9°

Used on TOUCAN 8E, TOUCAN 10E

REF 126TA5329

USED ON JLG



TILT SENSORS

SENSORS



- Height: 58,5 mm
- Diameter: 85 mm
- Detection: 1,9°/1,9°

Used on 1200SJP, 1250AJP,
1500SJ, 1100S

REF 139TA5059



- Height: 28 mm
- Diameter: 49,5 mm
- Detection: 2°

Used on 1930ES

REF 139TA5060



- Height: 45 mm
- Diameter: 79 mm
- Detection: 2°

Used on 9MP, 3246E2, 1532E2

REF 165TA4087



- Height: 28 mm
- Diameter: 49,5 mm
- Detection: 2°

Used on 1532E3 from
serial n° 0200000000 to
0200999999, 3246E2, 1532E,
10VP, 1532E2

REF 165TA4088



- Height: 29,5 mm
- Diameter: 49,5 mm
- Detection: 2°

Used on 1500SJ, 1850SJ,
1200SJP, 1100SB

REF 139TA5058



- Height: 30 mm
- Diameter: 50 mm
- Detection: 2°

Used on CM1432, 3246E2,
400RTS, 3369ELECTRIC, 1532E2

REF 139TA5062



- Height: 28 mm
- Diameter: 50 mm
- Detection: 2°

Used on 740AJ, 800A/800AJ

REF 139TA5065

USED ON JLG



SENSORS

LEVEL DETECTORS



Total length: 350 mm

Used on 330CRT, 1200SJP,
1250AJP, 800S, 400S, 1500SJ,
680S, 1100SB

REF [165TA4089](#)



Total length: 770 mm

Used on 450A, 600A from
serial n° 0300000000 to
0300099999, 600SC, 800A,
450AJ, 600S, 1532E3 from
serial n° 0200000000 to
0200999999, 510AJ

REF [126TA5350](#)

USED ON JLG



BATTERY DISCHARGE INDICATORS



- Voltage: 24 V
- Built-in diameter: 33 x 22 mm
- With lock-out

Used on E300A, CM1432, 30E, 3369ELECTRIC, E600, E45A, E400A, 30electric, CM2033, CM20N

REF 126TA5514



- Voltage: 24 V
- Built-in diameter: 52 mm
- With lock-out
- Curtis 803 series

Used on 800A, 600SC, 600A from serial n° 0300000000 to 0300099999, 600S, 3394RT, 450A, 450AJ, 601S

REF 160TA9324



- Voltage: 24 V
- Built-in diameter: 56,5 mm

Used on VM2639E, TOUCAN1210, TOUCAN1010, TOUCAN1100, TOUCAN870, TOUCAN800A, TOUCAN1310, TOUCAN800, TOUCAN861, TOUCAN DUO, V2039E, VM3242E, TOUCAN860, TOUCAN1100A, TOUCAN 870, 13MSPT

REF 126TA5513



- Voltage: 24-48 V
- Built-in diameter: 56,5 mm

Used on E600J/JP, E/M450A/AJ, E/M400-450A/AJ/AJP NARROW

REF 164TA7019



- Voltage: 36 V
- Built-in diameter: 51 mm

REF 161TA1824



- Voltage: 24-48 V
- Built-in diameter: 52 mm
- Lift lock-out: yes
- Connection: 6 x blade

Used on 1532E3 from serial n° 0200000000 to 0200999999, 3246E2, 1532E, 1532E2

REF 165TA4090

INDICATORS & HOUR METERS



USED ON JLG



INDICATORS & HOUR METERS

HOUR METERS



- Voltage: 10–80 VDC
- Depth: 71,6 mm
- Width: 54 mm
- Number of digits: 6

Used on 30E, 3369ELECTRIC, 30electric

REF [123TA7746](#)



- Voltage: 12–24 V
- Number of digits: 6

Used on 100SX, 1930ES, 330CRT, 260MRT, 450A, 600A from serial n° 0300000000 to 0300099999, 600SC, 800A, 1200SJP, 3369LE, 1250AJP, 450AJ, 400S, 800S, 20AM, 600S, 3394RT, T350, 510AJ, 340AJ, 1100S, 1230ES, 680S, 1100SB, 601S

REF [165TA4093](#)



- Voltage: 12–24 V
- Depth: 50 mm
- Width: 26 mm
- Number of digits: 5

Used on 1532E3 from serial n° 0200000000 to 0200999999, 15VPSP, 3246E2, 1532E, 10VP, 1500SJ, 1100S, 800S, 680S, 1200SJP, 800A, 1100SB

REF [126TA5516](#)



- Voltage: 10–80 V
- Depth: 53 mm
- Diameter: 56 mm
- Number of digits: 6

REF [165TA4094](#)

METER DASHBOARD



- Voltage: 12 V
- Depth: 44,4 mm
- Diameter: 57 mm
- Connection: 6 pins

Used on H340AJ, M/E600/J/JP, TOUCAN 8E, TOUCAN 10E, 8E/20E TOUCAN, TOUCAN 12E/32E, E/M 600J(P)

REF [165TA4091](#)

VERTICAL LEVEL INDICATOR



- Length: 160 mm
- Width: 34 mm
- Temperature: max 80 °C
- Pressure: max 2 bar
- Torque: max 10 Nm

Used on 3369ELECTRIC, 10VP, AM-19, 9MP, 20AM, 15VPSP, 15DVL, SSV10

REF [145TA8289](#)

OIL PRESSURE GAUGE



- Length: 38 mm
- Diameter: 41 mm
- Thread: 1/8" NPT
- Range: 0–160 bar

Used on 1500SJ, 1850SJ, TOUCAN 12E, TOUCAN 8E, TOUCAN 10E

REF [165TA4092](#)